



GAZELLE[®]

PRODUCT CATALOG 2024

GC1220 12V BRUSHLESS 10 MM DRILL DRIVER



GXT / **12V** / **BRUSHLESS**

SCOPE OF DELIVERY



SPECIFICATION

Power Source	Cordless
Voltage	12V
Battery Capacity	2.0 Ah
Motor Type	Brushless
Max. Torque Gear 1	35 Nm
Max. Torque Gear 2	16 Nm
No Load Speed	0 - 460 / 0 - 1600 RPM
Chuck Capacity	10 mm
Max. Screw Diameter	7 mm
Torque Settings	20 + 2
Max. Drilling Capacity (Wood)	20 mm
Max. Drilling Capacity (Steel)	10 mm
Weight	0.93 kg
Length	17 cm
Height	19 cm

GC2000 20V BRUSHLESS DRILL DRIVER



GXT / **20V** / **BRUSHLESS**

SCOPE OF DELIVERY



SPECIFICATION

Power Source	Cordless
Voltage	20V
Battery Capacity	2.0 Ah
Motor Type	Brushless
Max. Torque	60 Nm
No Load Speed	0 - 550 / 0 - 2000 RPM
Chuck Capacity	13 mm
Max. Screw Diameter	10 mm
Torque Settings	22 + 2
Max. Drilling Capacity (Wood)	38 mm
Max. Drilling Capacity (Steel)	13 mm
Weight	1.6 kg
Length	19 cm
Height	22 cm

GC2020 20V BRUSHLESS HAMMER DRILL 60 Nm



GXT / **20V** **BRUSHLESS**

SPECIFICATION

Power Source	Cordless
Voltage	20V
Battery Capacity	2.0 Ah
Motor Type	Brushless
Max. Torque	60 Nm
No Load Speed	0 - 550 / 0 - 2000 RPM
Chuck Type	All Metal Ratcheting
Chuck Capacity	13 mm
Max. Screw Diameter	10 mm
Impact Rate	0 - 36000 BPM
Torque Settings	22 + 2
Reverse Function	Yes
Max. Drilling Diameter (Wood)	38 mm
Max. Drilling Diameter (Steel)	13 mm
Max. Drilling Diameter (Masonry)	13 mm
Weight	1.7 kg
Length	20 cm
Height	22 cm

SCOPE OF DELIVERY



GC2030

20V BRUSHLESS HAMMER DRILL 120 Nm



1/2" Metal Ratcheting Keyless Chuck

LED Light
Illuminates dark work spaces

Variable Speed Trigger
For control in various application

2 Mode Speed Selectors
Delivers high torque output of 120 Nm

Brushless Motor
More powerful, higher efficiency and longer runtime

Forward Reverse Control Switch

Ergonomic Rubber Handle
Increased comfort while using the tool for long durations

20V 5Ah Battery
For maximum runtime and power

GXT / 20V BRUSHLESS

SPECIFICATION

Power Source	Cordless
Voltage	20V
Battery Capacity	5.0 Ah
Motor Type	Brushless
Max. Torque	120 Nm
No Load Speed	0 - 500 / 0 - 2000 RPM
Chuck Type	All Metal Ratcheting
Chuck Capacity	13 mm
Max. Screw Diameter	10 mm
Impact Rate	0 - 32000 BPM
Torque Settings	22 + 2
Reverse Function	Yes
Max. Drilling Capacity (Wood)	45 mm
Max. Drilling Capacity (Metal)	13 mm
Max. Drilling Capacity (Masonry)	13 mm
Weight	2.2 kg
Length	20 cm
Height	25 cm

SCOPE OF DELIVERY



Hard Case

GC2030

Battery Charger

2 X 5.0 Ah
Battery Pack

GC2032 20V BRUSHLESS 1/4 IN. IMPACT WRENCH



GXT / 20V / BRUSHLESS

SCOPE OF DELIVERY



SPECIFICATION

Power Source	Cordless
Voltage	20V
Battery Capacity	5.0 Ah
Motor Type	Brushless
No Load Speed	0 - 1100 / 0 - 2000 RPM
Impact Per Minute	0 - 1700 / 0 - 3000 IPM
Torque Settings	0 - 90 / 0 - 180 Nm
Max. Screw Diameter	14 mm
Tool Holder	1/4 in. Hex
Variable Speed	Yes
Reverse Function	Yes
Weight	1.7 kg
Length	15 cm
Height	25 cm

GC2034 20V BRUSHLESS 1/2 IN. IMPACT WRENCH

Robust Aluminium Housing

Delivering maximum performance with increased fastening torque of 488 Nm

1/2" Square Drive

LED Light

Illuminates dark work spaces

Variable Speed Trigger with 4 Mode Torque Select

Allows to select different modes and speed control with smart reverse mode

Brushless Motor

More powerful, higher efficiency and longer runtime

Forward Reverse Control Switch

Ergonomic Rubber Handle

Increased comfort while using the tool for long durations

20V 5.0 Ah Battery

For maximum runtime and power



GXT / **20V** / **BRUSHLESS**

SCOPE OF DELIVERY



SPECIFICATION

Power Source	Cordless
Voltage	20V
Battery Capacity	5.0 Ah
Motor Type	Brushless
Max Torque	488 Nm
Breakaway Torque	682 Nm
No Load Speed	0 - 1800 / 0 - 2100 / 0 - 2400 RPM
Impacts Per Minute	0 - 1000 / 0 - 1700 / 0 - 2400 / 0 - 2700 IPM
Torque Settings	0 - 350 / 0 - 400 / 0 - 488 Nm
Tool Holder	1/2 in Square
Variable Speed	Yes
Reverse Function	Yes
Weight	2.0 kg
Length	16 cm
Height	25 cm

GC2036 20V BRUSHLESS 1/2 IN. TORQUE WRENCH

Robust Aluminium Housing

Delivering maximum performance with increased fastening torque of 910 Nm

1/2" Square Drive

LED Light

Illuminates dark work spaces

Variable Speed Trigger with 4 Mode Torque Select

Allows to select different modes and speed control with smart reverse mode



Brushless Motor

More powerful, higher efficiency and longer runtime

Forward Reverse Control Switch

Ergonomic Rubber Handle

Increased comfort while using the tool for long durations

20V 5Ah Battery

For maximum runtime and power

GXT / **20V** / **BRUSHLESS**

SCOPE OF DELIVERY



SPECIFICATION

Power Source	Cordless
Voltage	20V
Battery Capacity	5.0 Ah
Motor Type	Brushless
Max Torque	698 Nm
Breakaway Torque	910 Nm
No Load Speed	0 - 500 / 0 - 1200 / 0 - 1900 / 0 - 2200 RPM
Impacts Per Minute	0 - 1000 / 0 - 1700 / 0 - 2400 / 0 - 2700 IPM
Torque Settings	0 - 300 / 0 - 400 / 0 - 500 / 0 - 698 Nm
Tool Holder	1/2 in Square
Variable Speed	Yes
Reverse Function	Yes
Weight	2.5 kg
Length	18 cm
Height	27 cm

GC2038 20V BRUSHLESS ANGLE GRINDER



GXT / **20V** / **BRUSHLESS**

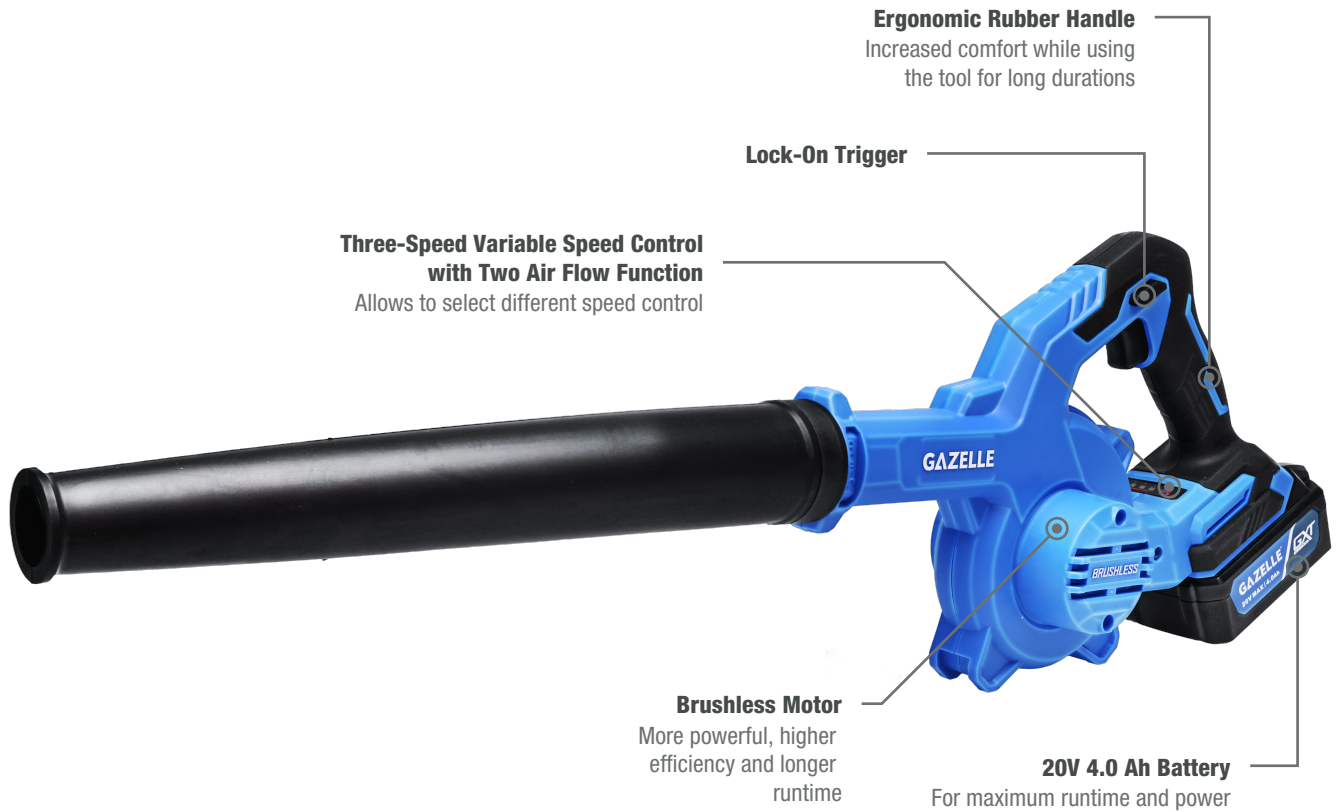
SCOPE OF DELIVERY



SPECIFICATION

Power Source	Cordless
Voltage	20V
Battery Capacity	5.0 Ah
Motor Type	Brushless
Blade Size	125 mm
Bore Size	16 mm
Switch Type	Slide Switch
No Load Speed	8500 RPM
Spindle Thread	M14
Weight	2.2 kg
Length	36 cm

GC2044 20V BRUSHLESS COMPACT BLOWER



GXT / **20V** / **BRUSHLESS**

SCOPE OF DELIVERY



SPECIFICATION

Power Source	Cordless
Voltage	20V
Battery Capacity	4.0 Ah
Motor Type	Brushless
Blowing and Suction	Yes
Speed	0 - 11000 / 0 - 15000 / 0 - 18000 RPM
Air Flow	0 - 67 / 0 - 92 / 0 - 110 CFM
Weight	1.9 kg

20V GXT BATTERY CHARGER AND LI-ION BATTERY



GC1000

Voltage	110 - 240V
---------	------------



GC1020

Battery Voltage	20V
Battery Capacity	2.0 Ah



GC1040

Battery Voltage	20V
Battery Capacity	4.0 Ah



GC1050

Battery Voltage	20V
Battery Capacity	5.0 Ah

GD1010 10 MM ROTARY DRILL



SCOPE OF DELIVERY

- GD1010 Rotary Drill
- Carbon Brush

SPECIFICATION

Power Source	Corded
Voltage	220V
Rated Input Power	460W
No Load Speed	3000 RPM
Chuck Capacity	10 mm
Max. Drilling Capacity (Steel)	10 mm
Max. Drilling Capacity (Wood)	25 mm
Weight	1.3 kg

GD1320 13 MM IMPACT DRILL



SCOPE OF DELIVERY

- GD1320 Impact Drill
- Auxiliary Handle
- Depth Gauge
- Chuck Wrench
- Carbon Brush

SPECIFICATION

Power Source	Corded
Voltage	220V
Rated Input Power	710W
No Load Speed	3200 RPM
Rated Impact Frequency	0 - 4500 BPM
Chuck Capacity	13 mm
Max. Drilling Capacity (Wood)	30 mm
Max. Drilling Capacity (Metal)	13 mm
Max. Drilling Capacity (Brick Wall)	16 mm
Weight	2.0 kg
Length	27 mm

GH2210 26 MM SDS-PLUS ROTARY HAMMER



SCOPE OF DELIVERY

- GH2210 Rotary Hammer
- Multi-Position Handle
- Quick Change Keyless Chuck
- Depth Gauge
- Carbon Brush

SPECIFICATION

Power Source	Corded
Voltage	220V
Bit Type	SDS Plus
Power Input	800W
Operation Modes	Hammering / Rotation / Hammering with Rotation
Max. Impact Energy	2.8 J
No Load Speed	0 - 1200 RPM
Blows Per Minute	4000 BPM
Max. Drilling Capacity (Concrete)	26 mm
Max. Drilling Capacity (Steel)	13 mm
Max. Drilling Capacity (Wood)	30 mm
Weight	2.93 kg
Length	35 mm

GM4010 4 IN. ANGLE GRINDER



SCOPE OF DELIVERY

- GM4010 Angle Grinder
- Auxiliary Handle
- Wrench
- Carbon Brush

SPECIFICATION

Power Source	Corded
Voltage	220V
Rated Input Power	800W
Blade Size	100 mm
Bore Size	16 mm
Switch Type	Paddle Switch
No Load Speed	0 - 13000 RPM
Spindle Thread	M10
Weight	1.5 kg
Length	27 cm

GM4510 4 1/2 IN. ANGLE GRINDER



SCOPE OF DELIVERY

- GM4510 Angle Grinder
- Auxiliary Handle
- Wrench
- Carbon Brush

SPECIFICATION

Power Source	Corded
Voltage	220V
Rated Input Power	850W
Blade Size	115 mm
Bore Size	22 mm
Switch Type	Slide Switch
No Load Speed	0 - 11800 RPM
Spindle Thread	M14
Weight	1.8 kg
Length	26 cm

GM4520 4 1/2 IN. ANGLE GRINDER



SCOPE OF DELIVERY

- GM4520 Angle Grinder
- Auxiliary Handle
- Wrench
- Carbon Brush

SPECIFICATION

Power Source	Corded
Voltage	220V
Rated Input Power	800W
Blade Size	115 mm
Bore Size	22 mm
Switch Type	Paddle Switch
No Load Speed	0 - 11800 RPM
Spindle Thread	M14
Weight	1.5 kg
Length	27 cm

GM4520C 4 1/2 IN. ANGLE GRINDER



SCOPE OF DELIVERY

- GM4520C Angle Grinder
- Auxiliary Handle
- Wrench
- Carbon Brush

SPECIFICATION

Power Source	Corded
Voltage	110V
Rated Input Power	800W
Blade Size	115 mm
Bore Size	22 mm
Switch Type	Paddle Switch
No Load Speed	0 - 11800 RPM
Spindle Thread	M14
Weight	1.5 kg
Length	27 cm

GM4550 5 IN. ANGLE GRINDER



SCOPE OF DELIVERY

- GM4550 Angle Grinder
- Auxiliary Handle
- Hex Wrench
- Carbon Brush

SPECIFICATION

Power Source	Corded
Voltage	220V
Rated Input Power	1500W
Blade Size	115 / 125 mm
Bore Size	22 mm
Switch Type	Paddle Switch
No Load Speed	0 - 11800 RPM
Spindle Thread	M14
Weight	2.3 kg
Length	38 cm

GM4570 7 IN. ANGLE GRINDER



SCOPE OF DELIVERY

- GM4570 Angle Grinder
- Auxiliary Handle
- Wrench
- Carbon Brush

SPECIFICATION

Power Source	Corded
Voltage	220V
Rated Input Power	2200W
Blade Size	180 mm
Bore Size	22 mm
Switch Type	Paddle Switch
No Load Speed	8300 RPM
Spindle Thread	M14
Weight	5.0 kg
Length	48 cm

GM4590 9 IN. ANGLE GRINDER



SCOPE OF DELIVERY

- GM4590 Angle Grinder
- Auxiliary Handle
- Wrench
- Carbon Brush

SPECIFICATION

Power Source	Corded
Voltage	220V
Rated Input Power	2200W
Blade Size	230 mm
Bore Size	22 mm
Switch Type	Paddle Switch
No Load Speed	8300 RPM
Spindle Thread	M14
Weight	5.0 kg
Length	48 cm

GM4580 6 MM DIE GRINDER



SCOPE OF DELIVERY

- GM4580 Die Grinder
- Wrench
- Collet
- Barrel Guard
- Carbin Brush

SPECIFICATION

Power Source	Corded
Voltage	220V
Rated Input Power	550W
Max. Grinding Wheel Size	25 mm
Collet Size	6 mm
Switch Type	Slide Switch
No Load Speed	9000 - 26700 RPM
Weight	1.6 kg
Length	37 cm

GM4518 7 IN. VARIABLE SPEED POLISHER



SCOPE OF DELIVERY

- GM4518 Polisher
- Wool Bonnet
- Hex Wrench
- Carbon Brush

SPECIFICATION

Power Source	Corded
Voltage	220V
Rated Input Power	1400W
Blade Size	180 mm
Bore Size	22 mm
Switch Type	Trigger Switch
No Load Speed	690 - 3800 RPM
Spindle Thread	M14
Weight	3.4 kg
Length	37 cm

GM4535 14 IN. HIGH POWER CHOPSAW



SCOPE OF DELIVERY

- GM4535 Chopsaw
- Hex Wrench
- Carbon Brush

SPECIFICATION

Power Source	Corded
Voltage	220V
Power Input	2000W
Blade Diameter	355 mm
Bore Size	25.4 mm
No Load Speed	0 - 3800 RPM
Cutting Capacity 0 to 45° mitre - Round Bar	65 mm
Cutting Capacity 0 to 45° mitre - Pipe	120 mm
Cutting Capacity 0 to 45° mitre - Profiled Bar	120 x 130 mm
Weight	16.0 kg

GM4560 RECIPROCATING SAW



Tool-less Blade Change

For fast blade installation and removal with longer stroke cutting performance

Adjustable Base Design

Allows to modify the depth and angle for flush cutting and increased versatility

Soft Grip Handle

For increased comfort and control

Variable Speed Trigger

For precise cutting in a wide variety of applications

Variable Speed Dial

6-settings for accurate cutting through various materials


SCOPE OF DELIVERY

- GM4560 Reciprocating Saw
- Saw Blade
- Carbon Brush

SPECIFICATION

Power Source	Corded
Voltage	220V
Power Input	1300W
No Load Stroke Rate	2900 SPM
Stroke Length	30 mm
Max. Cutting Capacity (Wood)	255 mm
Max. Cutting Capacity (Steel Sections & Pipes)	130 mm
Weight	3.8 kg

GB8000 VARIABLE SPEED BLOWER



SCOPE OF DELIVERY

- GB8000 Blower
- Blowpipe Assembly
- Dust Bag Assembly
- Carbon Brush

SPECIFICATION

Power Source	Corded
Voltage	220V
Power Input	680W
Speed	0 - 8300 / 0 - 16300 RPM
Air Flow	0 - 56.5 / 0 - 113 CFM
Blowing and Suction	Yes
Weight	1.8 kg
Length	46 cm
Height	17 cm

GH2000 VARIABLE SPEED HEATGUN

Compact Design Housing

Lightweight design (0.8 kg)
reduces user fatigue



Variable Air-Flow Control Dial

For precise control over the
variety of applications

Slide Switch Temperature Settings

For control between
50-480°C and 50-600°C
for greater versatility

SCOPE OF DELIVERY

- GH2000 Heatgun
- Flat Wind Tube
- Round Wind Tube

SPECIFICATION

Power Source	Corded
Voltage	220V
Power	2000W
Operating Temperature	50 - 480 / 50 - 600 °C
Air Flow	210 - 250 / 340 - 450 l/min
Weight	0.80 kg
Length	24 cm

GW7050 D-HANDLE JIGSAW



SCOPE OF DELIVERY

- GW7050 Jigsaw
- Saw Blade
- Hex Wrench
- Blade Gauge
- Plastic Base
- Carbon Brush

SPECIFICATION

Power Source	Corded
Voltage	220V
Power Input	580W
No Load Stroke Rate	0 - 500 / 0 - 3100 SPM
Bevel Capacity	45° (Left / Right)
Max. Cutting Capacity (Wood)	85 mm
Max. Cutting Capacity (Steel)	10 mm
Variable Speed	Yes
Weight	2.7 kg
Length	25 cm

GW7030 7 IN. CIRCULAR SAW



Dust Extraction Port
Minimise airborne dust particles away from operator

Cutaway Inner Guard
Improves line of sight to cutting line

Heavy Aluminium Base for Improved Durability

Flat Motor Housing
Designed for stability when changing blade

Cam Levers
For fast and easy bevel and depth settings

2 1/2 In. Cutting Capacity at 90°

SCOPE OF DELIVERY

- GW7030 Circular Saw
- Hex Wrench
- Fixing Plate
- Blade
- Carbon Brush

SPECIFICATION

Power Source	Corded
Voltage	220V
Power Input	1500W
Blade Diameter	185 mm
Blade Bore	16 mm
No Load Speed	0 - 5300 RPM
Max. Cutting Capacity 90°	64 mm
Bevel Capacity	45°
Weight	4.1 kg

GW7040 9 IN. CIRCULAR SAW



SCOPE OF DELIVERY

- GW7040 Circular Saw
- Hex Wrench
- Fixing Plate
- Blade
- Carbon Brush

SPECIFICATION

Power Source	Corded
Voltage	220V
Power Input	2000W
Blade Diameter	235 mm
Blade Bore	16 mm
No Load Speed	0 - 4100 RPM
Max. Cutting Angle	50°
Bevel Capacity	45°
Max. Depth of Cut 90°	85 mm
Max. Depth of Cut 45°	60 mm
Weight	6.5 kg

GT1400 ELECTRIC TILE CUTTER



SCOPE OF DELIVERY

- GT1400 Tile Cutter
- Socket Wrench
- Wrench
- Carbon Brush

SPECIFICATION

Power Source	Corded
Voltage	220V
Power Input	1400W
Blade Diameter	110 mm
Bore Size	20 mm
No Load Speed	0 - 13000 RPM
Max. Cutting Capacity	30 mm
Weight	2.9 kg

GW7010 1/4 IN. SHEET SANDER



SCOPE OF DELIVERY

- GW7010 Sander
- Carbin Brush

SPECIFICATION

Power Source	Corded
Voltage	220V
Power Input	240W
Orbits Per Minute	14000 OPM
Paper Size	100 x 100 mm
Dust Sealed Switch	Yes
Weight	1.2 kg

GW7020 5 IN. RANDOM ORBITAL SANDER



SCOPE OF DELIVERY

- GW7020 Orbital Sander
- Dust Bag
- Carbin Brush

SPECIFICATION

Power Source	Corded
Voltage	220V
Power Input	300W
Variable Speed	Yes
Orbits Per Minute	4000 - 12000 OPM
Disc Diameter	125 mm
Dust Sealed Switch	Yes
Weight	1.4 kg

Manual Hydraulic Crimping Tool

G9600 Series - G9621



- Crimping head rotates 360°
- Two stage hydraulic, automatic pressure release
- Super quick, light, durable
- Flip top style for easy access to the fitting

Standard Accessories

- Hydraulic Crimping Tool
- Crimping Dies 6-300mm² (6,10, 16, 25, 35, 50, 70, 95, 120, 150, 185, 240, 300)
- Carry Case
- User Manual

Specifications	Range
Crimping Force	6t
Stroke	17mm
Rated Pressure	700bar
Crimping Capacity	Max 300mm ²
Net Weight	3.8kg
Standard Dies	Cu50-300mm ²
Dimensions	50x17x7 cm
PP Plastic Case	67x30x12 cm

Manual Hydraulic Crimping Tool

G9600 Series - G9622



- Crimping head rotates 360°
- Two stage hydraulic, automatic pressure release
- C-head with 42mm opening width for easy access to the fitting
- Suitable for crimping cable terminal, C-clamp, connector and overhead line

Standard Accessories

- Hydraulic Crimping Tool
- Crimping Dies 6-400mm² (6,10, 16, 25, 35, 50, 70, 95, 120, 150, 185, 240, 300, 400)
- Carry Case
- User Manual

Specifications	Range
Crimping Force	12t
Stroke	42mm
Rated Pressure	700bar
Crimping Capacity	Max 400mm ²
Net Weight	6.1kg
Standard Dies	Cu70-400mm ²
Dimensions	56x17x7 cm
PP Plastic Case	67x30x12 cm

Battery Powered Hydraulic Crimping Tool

G9600 Series - G9631



Standard Accessories

- Hydraulic Crimping Tool
- Crimping Dies 6-150mm² (6,10, 16, 25, 35, 50, 70, 95, 120, 150)
- Battery x 2 pcs (2.0Ah x 1 pc and 4.0Ah x 1 pc)
- Charger x 1 pc (UK Plug)
- Carry Case
- User Manual

Specifications	Range
Crimping Force	3.5t
Stroke	10mm
Oil Reservoir	50ml
Crimping Capacity	Max Cu150mm ²
Cutting Range	/
Net Weight	2.2kg
Packing Case	Plastic Case
Standard Dies	Cu10-150mm ²
Package Size	59x51x14 cm

Battery Powered Hydraulic Crimping Tool

G9600 Series - G9632



Standard Accessories

- Hydraulic Crimping Tool
- Crimping Dies 6-300mm² (6,10, 16, 25, 35, 50, 70, 95, 120, 150, 185, 240, 300)
- Battery x 2 pcs (2.0Ah x 1 pc and 4.0Ah x 1 pc)
- Charger x 1 pc (UK Plug)
- Carry Case
- User Manual

Specifications	Range
Crimping Force	6t
Stroke	17mm
Oil Reservoir	50ml
Crimping Capacity	Max Cu300mm ² / Al240mm ²
Cutting Range	/
Net Weight	2.91kg
Packing Case	Plastic Case
Standard Dies	Cu16-300mm ²
Package Size	59x51x14 cm

Battery Powered Hydraulic Crimping Tool

G9600 Series - G9633



- Flip top style, crimping head rotates 360°
- Two stage hydraulic, automatic pressure release
- LCD screen, display crimping times
- Equipped with LED work lights to make work easier
- High-capacity 18V power-on display lithium battery with fast charger
- PP plastic, molding in one, strong and anti-impact

Standard Accessories

- Hydraulic Crimping Tool
- Crimping Dies 6-300mm² (6,10, 16, 25, 35, 50, 70, 95, 120, 150, 185, 240, 300)
- Battery x 2 pcs (18V, 4.0Ah)
- Charger x 1 pc (UK Plug)
- Carry Case
- User Manual

Specifications	Range
Crimping Force	6t
Stroke	17mm
Rated Pressure	700bar
Crimping Capacity	Max 300mm ²
Net Weight	4.2kg
Standard Dies	Cu50-300mm ²
Dimensions	28x7x29 cm
Packing Size	59x51x14 cm

3-in-1 Battery Powered Hydraulic Crimping Tool

G9600 Series - G9633UNV



- Flip top style, crimping head rotates 360°
- Two stage hydraulic, automatic pressure release
- Built-in intelligent computer chip, OLED display is easy to read information
- Equipped with LED work lights to make work easier
- High-capacity 18V power-on display lithium battery with fast charger
- PP plastic, molding in one, strong and anti-impact

Standard Accessories

- Hydraulic Crimping Tool
- Crimping Dies 6-300mm² (6, 10, 16, 25, 35, 50, 70, 95, 120, 150, 185, 240, 300)
- Battery x 2 pcs (18V, 4.0Ah)
- Charger x 1 pc (UK Plug)
- Carry Case
- User Manual

Specifications	Range
Crimping Force	6t
Rated Pressure	700bar
Crimping Capacity	Max 300mm ²
Punching Capacity	Plain Steel: 3.5mm thick, Ø64mm
	Stainless Steel: 2.5mm thick, Ø64mm
Cutting Capacity	Max 40mm Cu/Al/ACSR
Nut Splitting Capacity	-
Net Weight	4.5kg
Standard Dies	Die Adapter: Cu50-300mm ²
	Cutting Blade: UCACSR/UC40
Dimension	43x8x28cm
Packing	Plastic Case
Packing Size	59x51x14cm

Battery Powered Hydraulic Crimping Tool

G9600 Series - G9634



- Flip top style, crimping head rotates 360°
- Two stage hydraulic, automatic pressure release
- LCD screen, display crimping times
- Equipped with LED work lights to make work easier
- High-capacity 18V power-on display lithium battery with fast charger
- PP plastic, molding in one, strong and anti-impact

Standard Accessories

- Hydraulic Crimping Tool
- Crimping Dies 6-400mm² (6,10, 16, 25, 35, 50, 70, 95, 120, 150, 185, 240, 300, 400)
- Battery x 2 pcs (18V, 4.0Ah)
- Charger x 1 pc (UK Plug)
- Carry Case
- User Manual

Specifications	Range
Crimping Force	12t
Stroke	42mm
Rated Pressure	700bar
Crimping Capacity	Max 400mm ²
Net Weight	6.8kg
Standard Dies	Cu50-400mm ²
Dimensions	44x7x28 cm
Packing Size	59x51x14 cm

Battery Powered Hydraulic Crimping Tool

G9600 Series - G9634-6



- Flip top style, crimping head rotates 360°
- Two stage hydraulic, automatic pressure release
- LCD screen, display crimping times
- Equipped with LED work lights to make work easier
- High-capacity 18V power-on display lithium battery with fast charger
- PP plastic, molding in one, strong and anti-impact

Standard Accessories

- Hydraulic Crimping Tool
- Crimping Dies 16-630mm² (16, 25, 35, 50, 70, 95, 120, 150, 185, 240, 300, 400, 500, 630)
- Battery x 2 pcs (18V, 4.0Ah)
- Charger x 1 pc (UK Plug)
- Carry Case
- User Manual

Specifications	Range
Crimping Force	15t
Stroke	50mm
Rated Pressure	700bar
Crimping Capacity	Max 630mm ²
Net Weight	9.5kg
Standard Dies	Cu50-630mm ²
Dimensions	51x8x28 cm
Packing Size	66x49x14cm

Battery Powered Hydraulic Pump

G9600 Series - G9635



- Automatic reset
- Fast oil return
- Real-time display
- Wired control & wireless remote control
- Compatible with multiple tools

Standard Accessories

- 2 Batteries (18V / 4.0Ah)
- 1 Charger (UK Plug)
- 2m Hose
- Wired Remote Control
- Wireless Remote Control
- Canvas Carrying Bag

Specifications	Range
Rated Pressure	700bar
Oil Output at High Pressure (20-700bar)	0.2L / min, 2 Batteries
Oil Output at Low Pressure (0-20bar)	0.1L / min, 1 Battery
Tank Capacity	1.3L / min, 2 Batteries
Working Noisy	0.65L / min, 1 Battery
Battery Type	0.7L
Battery Voltage	83dB(A)
Output Current	Lithium Battery
Charging Time	18.0V DC
Weight	4.0A
	40min
	7.5kg

Hydraulic Foot Pump

G9600 Series - G9645



Maximum Pressure:

- 700bar

Note:

Compatible for G9636 crimping head or G9646 cutting head

Specifications	Range
Rated Pressure	700bar
Pump Weight	8.8kg
Transportation Box Weight	4.5kg
Pump Dimensions (Hose not Included)	560 × 180 × 205mm
Transportation Box Dimensions	720 × 200 × 300mm

Hydraulic Crimping Head

G9600 Series - G9636



- U-type crimping head, sturdy and durable
- Pin-type crimping head for easy access to the fitting
- Quick couple for easy disassembly
- Powered by single acting hydraulic pump
- Light weight, suitable for overhead line work

Standard Accessories

- Crimping Dies 16-630mm²
- Canvas Carrying Bag

Specifications	Range
Crimping Force	25t
Stroke	20mm
Rated Pressure	700bar
Crimping Capacity	630mm ²
Weight	5.5kg
Packing	Canvas Bag

Hydraulic Cutting Head

G9600 Series - G9646



Cutting capacity of:

- Max of 12T force
- 105mm dia. of Cu / Al / Light armoured cable

Note:

Compatible for G9645 foot pump or G9635 battery operated pump

Specifications	Range
Output Force	12t
Cutting Capacity	≤φ105mm
Rated Pressure	700bar
Weight	7.5kg
Length	550mm
Packing	Plastic Case

Manual Hydraulic Cutting Tool

G9600 Series - G9641



Specifications	Range
Output Force	6t
Rated Pressure	700bar
Cutting Capacity	Max: \varnothing 50mm Cu/Al
	10kV 400mm ²
Net Weight	3.9kg
Dimensions	56x17x8 cm
Packing Size	51x22x11 cm

Manual Hydraulic Cutting Tool

G9600 Series - G9642



Specifications	Range
Output Force	12t
Rated Pressure	700bar
Cutting Capacity	Max: \varnothing 55mm Cu/Al/ACSR
	Max: \varnothing 22mm Steel Bar
Net Weight	7kg
Dimensions	61x17x8.5 cm
Packing Size	51x22x11 cm

Battery Powered Hydraulic Cutting Tool



Standard Accessories

- Battery x 2 pcs (18V, 4.0Ah)
- Charger x 1 pc (UK Plug)

Specifications	G9656	G9655	G9651
Output Force	6t	6t	12t
Rated Pressure	700bar	700bar	700bar
Cutting Capacity	Max: \varnothing 50mm Cu/Al	Max: \varnothing 85mm Cu/Al	Max: \varnothing 105mm Cu/Al
	Max: 10kV Single Core Cable 400mm ²	Max: (10kV) 3x185mm ² Armored Cable	Max: (10kV) 3x300mm ² Armored Cable
Net Weight	4.2kg	6.7kg	10.7kg
Dimensions	440x70x280 mm	550x70x280 mm	640x90x280 mm
Packing	Plastic Case	Plastic Case	Plastic Case
Packing Size	59x51x14 cm	59x51x14 cm	66x48x12.5 cm

Battery Powered Hydraulic Cutting Tool

G9600 Series - G9651S



Standard Accessories

- Battery x 2 pcs (18V, 4.0Ah)
- Charger x 1 pc (UK Plug)

Specifications	Range
Output Force	12t
Rated Pressure	700bar
Cutting Capacity	Max: \varnothing 105mm Cu/Al Max (10kV) 3x400mm ² Light Armored Cable
Net Weight	10.7kg
Dimensions	640x90x280 mm
Packing	Plastic Case
Packing Size	66x48x12.5 cm

18V Charger

Input: 100-240V,
80W 50-60Hz



SKU	SKU Description
G9691	18V Charger

18V Battery



G9692



G9694

SKU	SKU Description
G9692	18V, 2.0Ah Battery
G9694	18V, 4.0Ah Battery



Scan for video

Palm Size Multimeter, 10A

G9100 Series - G9101

The GAZELLE G9101 is a palm size, compact easy-to-use digital multimeter designed for your everyday troubleshooting jobs on the site. This multimeter is independently tested for safe use in CAT II 600V environments, delivering reliable measurements time after time without any compromise to your safety.



- Designed for basic electrical tests to measure DC Voltage, AC Voltage, Ohms, Continuity, Diode, Temperature, DC Current
- Large, backlit display for easy visibility in low-lit work environments
- CAT II 600V safety rating
- Rubber holster for extra protection

Standard Accessories

- User Manual
- Test Lead
- K-Type Thermocouple

Specifications	Range	Best Accuracy
DC Voltage (V)	200mV/600V	±(0.5%+2)
AC Voltage (V)	200V/600V	±(1.2%+3)
DC Current (A)	2000uA/10A	±(1.0%+2)
Resistance(Ω)	200Ω/20MΩ	±(0.8%+2)
Temperature (°C)	-40°C/1000°C	±(1.0%+4)
Temperature (°F)	-40°F/1832°F	±(1.5%+5)
Drop Test		2m
Diode		√
Overload Protection		Display OL
Data Hold		√
Low Battery Indication		√
SLEEP		√
LCD Backlight		√
Power	1.5V AAA 2PCS	√
Product Size	134 X 76.5 X 47 mm	



Scan for video

Digital Multimeter, 10A

G9100 Series - G9102

The GAZELLE G9102 Digital Multimeter is designed for professional applications. With AC/DC measurement capabilities tested for safe use in CAT III 600V environments, the G9102 is designed for daily maintenance and troubleshooting activities with a 2-metre drop test. Additionally, a low pass filter supports accurate frequency measurements on Variable Frequency Drive (VFDs) signals.



- Safe, accurate, multi-function digital multimeter with AC/DC measurement capabilities
- Big LCD display with bright white backlight for a clear view of measurement
- Rugged build tested to withstand 2 metres drop
- NCV voltage detectors for safety verification
- With a Thermocouple probe for temperature measurements

Standard Accessories

- Operating Manual
- Test Lead
- K-Type Thermocouple

Specifications	Range	Best Accuracy
DC Voltage	400mV/1000V	±(0.5%+5)
AC Voltage	4V/750V	±(0.8%+3)
AC Current	4mA/10A	±(1.0%+2)
DC Current	400uA/10A	±(0.8%+3)
Resistance(Ω)	400MΩ/40MΩ	±(0.8%+2)
Capacitance	4nF/10mF	±(4%+5)
Frequency	10Hz~1MHz	±(0.1%+4)
Temperature (°C)	-40~1000°C or -40~1832°F	±(1.0%+4)
Features		
Auto Range		x
NCV		√
Diode Test		√
Continuity Test		√
Backlight		√
Operation Temperature		0°C~40°C
Safety Rating		CAT II 1000V/CAT III 600V
True RMS		x



Scan for video

True RMS Multimeter, 10A

G9100 Series - G9103

The GAZELLE G9103 True RMS Multimeter is designed for professional and industrial applications. With AC/DC measurement capabilities tested for safe use in CAT III 600V environments, the G9103 is designed for daily maintenance and troubleshooting activities with a 2-metre drop test. Additionally, a low pass filter supports accurate frequency measurements on Variable Frequency Drive (VFDs) signals.



- Safe, accurate, multi-function True RMS digital multi meter with AC/DC measurement capabilities
- Big LCD display with bright white backlight for a clear view of measurement
- Rugged build tested to withstand 2 metres drop
- NCV voltage detectors for safety verification
- With a Thermocouple probe for temperature measurements

Standard Accessories

- Operating Manual
- Test Lead
- K-Type Thermocouple

Specifications	Range	Best Accuracy
DC Voltage	60mV/600V	±(0.5%+2)
AC Voltage	60mV/600V	±(0.8%+3)
AC Current	600uA/10A	±(0.7%+2)
DC Current	600uA/10A	±(1.0%+3)
Resistance(Ω)	600Ω/60MΩ	±(0.8%+2)
Capacitance	9.999NF/99.99MF	±(4.0%+5)
Frequency	10HZ/10MHZ	±(0.1%+4)
Temperature (°C)	-40/1000°C	±(1.0%+3)
	-40/1832°F	±(1.5%+5)
Features		
Auto Range		√
NCV		√
Diode Test		About 3V
Continuity Test		√
Backlight		√
Operation Temperature		0°C~40°C
Safety Rating		CAT II 1000V/CAT III 600V
True RMS		√



Scan for video

Mini Clamp Meter, 200A

G9200 Series - G9201

The compact GAZELLE G9201 Mini Clamp Meter, 200A is ergonomically designed to meet your needs. The reduced dimensions of this device allow for measurements to be taken in places with limited access. With features of AC current measurements up to 200A, a 16mm jaw opening and a CAT II 600V/CAT III 300V safety rating, the G9201 is the ideal compact clamp meter to check your load! This mini clamp meter is useful for troubleshooting tasks in plant maintenance, electrical, HVAC, and telecom work, as well as residential electrical, fleet maintenance, marine, and motorcycle repairs.



- High reliability, safety, and compact design
- 200A full range overload protection for additional safety during measurement
- CAT III 300 V/CAT II 600 V safety rating
- Big LCD display with bright white backlight for clear view of measurement
- Averaging type clamp meter (effective sine wave value)

Standard Accessories

- Operating Manual
- 1.5V AAA Battery -2pcs

Specifications	Range
AC Current (A)	2A/20A/200A ($\pm 2.5\% + 20$)
Features	
Display Count	2000
Auto Range	√
Jaw Capacity	16 mm
Auto Power Off	Around 15 minutes
Low Battery Indic.	$\leq 2.5V$
Data Hold	√
Max Hold	√
LCD Backlight	√
Input Protection	√
Power	AAA 1.5V x 2
LCD Size	39.3mm x 26.5mm
Net Weight	150g
Size	158mm x 60mm x 33.5 mm



Scan for video

True RMS Clamp Meter, 400A

G9200 Series - G9202

The GAZELLE G9202 True RMS Clamp Meter, 400A is a reliable, versatile troubleshooting tool used to diagnose a wide range of electrical issues in commercial and industrial applications. The G9202 measures AC/DC voltage, AC current, resistance, capacitance, continuity, and frequency to fulfil the daily tasks on the job site. For quick and easy testing of electrical lines, the G9202 is also equipped with non-contact voltage detection and is tested for safe use in CAT III 600V environments. With the ergonomic design and large backlight LCD display, the G9202 is every technician's go-to tool for their electrical testing requirements.



- TRMS measurement, AC/DC Voltage and AC current measurement
- Multi-function capable of resistance, diode, continuity, and frequency measurements
- Big LCD display a clear white backlight for measurement in dark areas
- Includes a built-in torch for dark electrical panel
- NCV voltage detectors for safety verification
- Includes Gazelle branded carrying case

Standard Accessories

- Operating Manual
- Carrying Case
- Test Lead

Specifications	Range	Best Accuracy
AC Current (A)	4A/40A/400A	±(1.8%+9)
AC Voltage (V)	4V/40V/400V/600V	±(1.2%+5)
DC Voltage (V)	400mV/4V/40V/400V/600V	±(0.8%+1)
Resistance (Ω)	400Ω/4kΩ/40kΩ/400kΩ/4MΩ/40MΩ	±(1.0%+2)
Capacitance (F)	50nF/500nF/5μF/50μF/100μF	±(4.0%+5)
Frequency	10Hz~1MHz	±(0.1%+4)
Features		
Auto Range		√
Jaw Capacity		30mm
Diode Around		1.5V
NCV		√
Data Hold		√
Relative Mode		√
LCD Backlight		√
Flashlight		√
Auto Power Off		√
Continuity Buzzer		√
Low Battery Indication		≤2.4V
Input Protection		√
Input Impedance for DCV		≥10MΩ



Scan for video

True RMS Clamp Meter, 600A

G9200 Series - G9203

The GAZELLE G9203 True RMS Clamp Meter, 600A is a reliable, versatile troubleshooting tool used to diagnose a wide range of electrical issues in commercial and industrial applications. The G9203 measures AC/DC voltage, AC current, resistance, capacitance, continuity, and frequency to fulfil the daily tasks on the job site. For quick and easy testing of electrical lines, the G9203 is also equipped with non-contact voltage detection and is tested for safe use in CAT III 600V environments. With the ergonomic design and large backlight LCD display, the G9203 is every technician's go-to tool for their electrical testing requirements.



- TRMS measurement AC/DC Voltage and AC current measurement
- Multi-function capable of resistance, diode, continuity, and frequency measurements
- Big LCD displays a clear white backlight for measurement in dark areas
- Includes a built-in torch for dark electrical panel
- NCV voltage detectors for safety verification
- Includes Gazelle branded carrying case

Standard Accessories

- Operating Manual
- Carrying Case
- Test Lead

Specifications	Range	Best Accuracy
AC Current (A)	6A/60A/600A	±(2.5%+5)
AC Voltage (V)	6V/60V/600V/750V	±(1.2%+5)
DC Voltage (V)	600mV/6V/60V/600V/1000V	±(0.8%+1)
Resistance (Ω)	600Ω/6kΩ/60kΩ/600kΩ/6MΩ/60MΩ	±(1%+2)
Capacitance (F)	99.99nF/999.9nF/9.999μF/99.99μF/	±(4.0%+5)
Frequency	999.9μF/9.999mF/60mF	
Features		
Auto Range		√
Jaw Capacity		30mm
Diode Around		Around 3.0V
NCV		√
Data Hold		√
Relative Mode		√
LCD Backlight		√
Flashlight		√
Auto Power Off		√
Continuity Buzzer		√
Low Battery Indication		≤3.6V
Input Protection		√
Input Impedance for DCV		≥10MΩ

True RMS Clamp Meter, 1000A

G9200 Series - G9204-II

The GAZELLE G9204-II 1000A True RMS Clamp Meter is a rugged and compact instrument that allows users to measure current up to 1000A and voltage up to 1000 Volts. This high-frequency response range is well-suited for engineers and technicians to measure more applications. The ergonomically designed double-moulded housing offers a better grip for one-hand operation, with a large 4000-count LCD display with bright backlighting allowing users to read measurements in dim light. The dual-mode NCV allows users to detect live voltages without contacting any metallic surface. In addition to AC Current, the G9204-II can measure AC/DC voltage, resistance, capacitance, frequency, and temperature. This meter is CE/UKCA approved and features a CATII 1000V / CATIII 600V safety rating with 1000V overload protection.



- True RMS
- 1000V AC/DC voltage measurement
- 60MΩ resistance measurement
- Large LCD with backlight
- ACA frequency measurement: 20Hz~10kHz
- 1000V overload protection
- NCV (High/Low dual-mode)

Standard Accessories

- 1 pair Test Leads
- AAA 1.5V batteries x 2
- Carrying bag
- User Manual

Specifications	Range	Best Accuracy
AC Current (A)	1000A	±(1.5%+4)
ACA Frequency (Hz)	20Hz~10kHz	±(1.0%+5)
AC voltage (V)	1000V	±(1.0%+2)
DC Voltage (V)	1000V	±(0.7%+3)
Resistance (Ω)	60MΩ	±(0.8%+2)
Capacitance (F)	6mF	±(4%+5)
Features		
Display count		6000
Jaw opening		33mm
Auto range		√
True RMS		√
Diode Test		√
NCV		√
Data hold		√
LCD backlight		√
Auto power off		Around 15 minutes
Continuity buzzer		√
Low battery indication		≤2.5V
Input protection		√
Input impedance for DCV		≥10MΩ



Scan for video

Digital Clamp Meter, 1000A

G9200 Series - G9204

The GAZELLE G9204 Clamp Meter, 1000A is a reliable, versatile troubleshooting tool used to diagnose a wide range of electrical issues in commercial and industrial applications. The G9204 measures AC/DC voltage, AC current, resistance, capacitance, continuity, frequency, and temperature to fulfil the daily tasks on the job site. For quick and easy testing of electrical lines, the G9204 is also equipped with non-contact voltage detection and is tested for safe use in CAT II 600V/CAT III 600V environments. With an ergonomic design and large backlight LCD display, the G9204 is every technician's go-to tool for their electrical testing requirements.



- Multi function for AC-DC Voltage, AC current, Resistance, Diode, Continuity, Frequency, Temperature measurements
- 1000A full range overload protection for additional safety during measurement
- CAT II 600V / CAT III 300V safety rating with double insulation
- Includes Gazelle branded carrying case

Standard Accessories

- Operating Manual
- Test Lead
- Temperature Probe
- Carrying Case

Specifications	Range	Best Accuracy
AC Current (A)	400A/1000A	±(1.5%+5)
AC Voltage (V)	4V/40V/400V/600V	±(1.2%+5)
DC Voltage (V)	400mV/4V/40V/400V/600V	±(0.8%+1)
Resistance (Ω)	400Ω/4kΩ/40kΩ/400kΩ/4MΩ/40MΩ	±(1%+2)
Frequency (Hz)	10Hz~10MHz	±(0.1%+3)
Temperature (°C)	-40°C~1000°C	±(2%+8)
Features		
Jaw Capacity	40mm	
Diode	√	
Continuity Buzzer	√	
Low Battery Indication	√	
LCD Backlight	√	
Input Impedance for DCV	Around 10MΩ	
Battery	9V Battery (6F22)	

True RMS AC/DC Clamp Meter, 600A

G9200 Series - G9205

The GAZELLE G9205 True RMS Digital Clamp Meter is a portable, auto-ranging AC/DC clamp meter capable of measuring AC/DC current up to 600A and AC/DC voltage up to 600V. The G9205 also supports diode and continuity tests, as well as non-contact voltage detection (with an audio/ visual alert), and live/neutral wire detection.



- High voltage (600V) frequency measurement
- NCV multi-segment display and audio/visual alarm
- 600V protection across all range in current and voltage range measurement
- Accuracy guarantee range 1%~100%

Standard Accessories


- Batteries
- Test Leads
- Thermocouple

Specifications	Range	Best Accuracy
AC Current (A)	0.06~600A	±(2%+5)
DC current (A)	0.06~600A	±(2%+5)
AC voltage (V)	600V	±(0.8%+5)
AC voltage frequency (Hz)	10Hz~60kHz	±(0.5%+2)
DC voltage (V)	600V	±(0.5%+2)
Resistance (Ω)	60MΩ	±(0.8%+2)
Capacitance (F)	60mF	±(4%+5)
Temperature (°C)	-40°C~1000°C	±(1.5%+5)
Frequency (Hz)	10Hz~10MHz	±(0.1%+4)
Features		
Display count		6000
Auto range		√
Jaw opening		28mm
True RMS		√
NCV		√
Continuity test		√
Diode		√
MAX/MIN		√
Relative Mode		√
Zero Mode		√
Data Hold		√
Low Battery Indication		√
Auto Power Off		√

Non Contact Voltage Detector, 1000V

G9300 Series - G9301-II

The GAZELLE G9301-II Non-Contact Voltage Detector is easy to use just by just touching the tip to the cable, electrical outlet, or supply cord. When the tip red light is ON and the unit beeps, a voltage is present. Best for electricians, maintenance technicians, safety officers, and anyone who needs to quickly check if the circuits are energised in the workplace or at home.



- Loud audible sound alarm and red-light alert upon live cable detection
- CAT IV 1000V for added protection
- Wide sensitivity range with detection from 90 V to 1000 V AC

Standard Accessories

- Operating Manual
- Batteries

Specifications	Range
AC Voltage (Low)	24V - 1000V
AC Voltage (High)	90V - 1000V
Frequency (Hz)	50/60Hz
Power	1.5V batteries (R03) × 2
Operating Mode	Automatic Induction
Spotlight Flashlight	White spotlight
Audible (buzzer) and visual (LED) indication	√
Auto power off	About 5 minutes
Low battery indication	√



Scan for video

Socket Tester

G9300 Series - G9302

The GAZELLE G9302 Socket Tester is an easy and quick way to verify a 3-pin plug's wiring. Simply plug the G9302 directly into the socket and see the connection result. The LED lights on the front of the socket tester will light up in various combinations to indicate the condition of the connection. Capable to diagnose results such as: Correct, Missing Earth, Live Earth Reverse, Live Neutral Reverse, and Missing Neutral.



- Easy to use! Simply plug into the live socket and see the connection result
- Quickly diagnose for Correct, Missing Earth, Live Earth Reverse, Live Neutral Reverse, Missing Neutral
- Double insulated safety rated and CE certified product

Standard Accessories

- Operating Manual

Specifications	Range
Rated Voltage	250V AC
Rated Current	13A
Operating Voltage	230V AC/50Hz
Operating Current	<18mA
Working Frequency	50~60Hz
Warning Sign	√
Double Insulation	√
LED Indications	√



Scan for video

Phase Sequence & Motor Rotation Indicator

G9300 Series - G9303

The GAZELLE G9303 Phase Sequence and Motor Rotation Indicator provides motor rotation and rotary field indication using contactless detection, ideal for use in a running motor. Designed for industrial and commercial applications, the G9303 also lets the user measure three-phase rotations using test leads supplied for direct connection testing. The included test probes have a variable clamping range for safe direct contact testing.



- CAT III 600V safety rating with double insulation
- Includes three-test leads with alligator clip for direct to cable phase sequence testing
- Easy to use contact-less detection ideal for use in running motor
- Can give a quick identification of Right rotation or Left rotation
- Double insulated safety rated and CE certified product

Standard Accessories

- Operating Manual
- Test Leads - 3pcs
- Alligator Clips - 3pcs
- Carrying Bag
- 9V Battery

Specifications	Range
AC Voltage (V)	90V~600V
Frequency (Hz)	15Hz~400Hz
Working Current (A)	<3mA
Features	
Phase Sequence Indication	LED
Missing Phase Indication	LED
Motor Rotation Indication	LED
General Characteristics	
Power	9V Battery



Scan for video

Insulation Resistance Tester, 1kV

G9300 Series - G9304

The GAZELLE G9304 Insulation Tester can be used for both troubleshooting and preventive maintenance activities. Tested for safe use in CATIII 600V environment and has a selectable step voltage of 250V, 500V and 1000V. Features auto calculation of PI and DAR measurement. So whether you work on cables, motors or switch gears, the G9304 Insulation Tester is ideally suited to help you with your tasks to improve QEPS (Quality, Efficiency, Productivity, Safety).



- Insulation Resistance with AC voltage and low resistance measurement testing
- With a 3-selection of voltage testing of 250V, 500V and 1000V
- PI and DAR test measurement
- CAT III 600V safety rating with double insulation
- One press start and stop button with light indicator during testing.
- Includes GAZELLE carrying case



Standard Accessories

- Operating Manual
- Test Leads - 3pcs
- Carrying Bag
- 1.5V AA - 6pcs

Specifications	Range	Best Accuracy
Insulation Resistance (Ω)	Test Voltage - 250V/500V/1000V	0%~10%
	250V - 0.00M Ω ~5.5G Ω	$\pm(3\%+5)$
	500V - 0.00M Ω ~5.5G Ω	$\pm(3\%+5)$
	1000V - 0.00M Ω ~5.5G Ω	$\pm(3\%+5)$
Low Resistance (Ω)	0.01 Ω ~200 Ω (about 5.0V/>200mA)	$\pm(2\%+3)$
AC Voltage (V)	30V~600V	$\pm(2\%+3)$
Features		
DAR		60s/15s and 60s/30s
PI		√
LCD Backlight		√
Alarm Light Display		√
Auto Discharge		√
Test Voltage Vice Display		√
Power		1.5V Batteries AA \times 6

Earth Resistance Tester, 4000Ω

G9300 Series - G9305

The GAZELLE G9305 Earth Resistance Tester, 4000Ω is essential to maintaining safety, protecting lives, as well as to prevent damage to equipment. The G9305 can perform precise 3-wire and simple 2-wire earth resistance measurements for power and electrical systems, lightning protection equipment, and ground system of all electrical equipment. The G9305 has a large, easy-to-read display, heavy-duty earthing rods, earth voltage measurement capabilities and an internal memory that can save up to 20-group test results.



- Two-pole ground resistance testing
- Large and easy-to-read display
- Includes heavy duty earthing rods and carrying case.
- Internal memory can save up to 20-group test results



Standard Accessories

- Operating Manual
- Green test lead (5m)
- Yellow test lead (10m)
- Red test lead (20m)
- Auxiliary earth stakes - 2pcs
- Simple test leads with alligator clips
- 1.5V Alkaline Battery (AA) - 6pcs
- Carrying bag

Specifications	Range
Earth Resistance (Ω)	0~4000Ω / ±(2%+3)
AC Earth Voltage (V)	0~400V / ±(1%+6)
Frequency	50Hz/60Hz
Features	
Manual Range	√
Auto Power Off	About 10 minutes
Low Battery Indication	√
Data Hold	√
Data Storage	20 groups
LCD Backlight	√
Simple 2-Wire Testing	√
Precision 3-Wire Testing	√
Power	1.5V Batteries AA × 6



Scan for video

RCD/ELCB Tester

G9300 Series - G9306

The GAZELLE G9306 RCB-ELCB Tester is designed to perform quick checks of your electrical panels. Whether you conducting the testing & commissioning of a newly installed electrical panel, a routine check or preventive maintenance of an existing panel, the G9306 RCD/ELCB Tester is the perfect instrument for your testing requirements.



- Lock measurement
- Lead sequence check with 3 LED indication lights
- Phase angle selection (0° and 180°) to detect the fastest trigger time
- AUTO RAMP measurement, trip current and real-time display

Standard Accessories

- Operating Manual
- Test Lead
- Carrying Case

Specifications	Range Select		Range	Best Accuracy
RCD/ELCB Measurement	X 1/2	10mA/20mA/30mA/ 100mA/300mA/500mA	1000ms -	-
	X 1	10mA/20mA/30mA/ 100mA/300mA/ 500mA	1000ms 300ms	-
	X 5	10mA/20mA/30mA	1000ms	-
	AUTO RAMP	10mA/20mA/30mA/ 100mA/300mA/500mA	300ms	-
	Trip Current Accuracy	-	-	±10
	Trip Time Accuracy	-	-	±(0.6%+4)
	Trip Time Resolution	1ms	-	-
	Operational Voltage (Freq.)	195V~253V (50Hz)	-	-

Multifunction Electrical Tester

G9300 Series - G9307

The GAZELLE G9307 Multifunction Tester puts the power of insulation and RCD testing capability in a single tool. The G9307 gives you the reliability and confidence you need for day-in, day-out installation testing. It is capable of insulation testing as well as has the capability of carrying out RCD/ELCB testing that can be used both for troubleshooting and preventive maintenance activities. The combined capabilities make the G9307 an ideal tool for all electrical contractors and facility management electricians.



- Over range indication, test lead connection alarm
- TEST button for fast capture of measurement values
- Large, backlit display for easy visibility in low-lit work environments
- Data hold
- Auto power off/battery check
- Earth voltage measurement



Standard Accessories

- Operating Manual
- Test Lead
- Carrying Case

Specifications		Range	Best Accuracy
Insulation Resistance (Ω)	Test Voltage	250V/500V/1000V	$\pm 10\%$
	250V	0.05M Ω ~200M Ω	$\pm(5\%+5)$
	500V	0.05M Ω ~300M Ω	$\pm(5\%+5)$
	1000V	0.05M Ω -500M Ω	$\pm(5\%+5)$
RCD	Operational Voltage (Freq.)	220V (45Hz--65Hz)	$\pm 10\%$
	Test Current	10mA/30mA/100mA/300mA	0~20%
	Trip Time	0ms~2000ms, 1 Δ n Genital (10mA) 0ms~500ms, 1 Δ n Genital (30mA) 0ms~300ms, 1 Δ n Genital (100mA, 300mA)	$\pm(5\%+2)$
Low Resistance Continuity	Range	0.00 Ω ~2000 Ω	$\pm(2\%+5)$
	Test Voltage	Around 5.0V	-
	Test Current	>200mA (R<2 Ω)	-
Voltage Measurement (V)	DC Voltage	0~440V	$\pm(5\%+2)$
	AC Voltage	0~440V	
Frequency (For reference only)			



Scan for video

Portable Appliance Tester

G9300 Series - G9308

The GAZELLE G9308 Portable Appliance Tester is used by professionals at all levels of expertise. With its easy-to-use interface, ability to test all appliances, and portable, battery-powered design, this PAT Tester is crucial for maintaining electrical safety in any workplace. The tester features a one-touch solution with auto-test capabilities, enabling you to work faster without compromising on your safety.



- Easy-to-use PAT tester which does all the tests you need with minimal effort
- Ideal for use by those new to PAT testing, or those with a smaller amount of appliances to test with up to 1000 test battery life
- Insulation test at 250V and 500V
- Earth continuity test (IT equipment safe)
- Built-in mains socket connector
- Simple interface - three buttons on the front clearly labelled for each appliance type

Standard Accessories

- Batteries
- Hard Carrying Case
- Alligator Clip
- Test Lead
- Instruction Manual
- IEC Lead

Specifications	Range	Best Accuracy	Parameter
Insulation Resistance Test	0.20MΩ~19.99MΩ	±5%+2	Output Voltage 250V / 500V
			Output Current (R=500KΩ): > 1mA (R=1KΩ): < 2mA
			Short-circuit Current < 3mA
Ground Resistance	Class I PASS Value 0.2Ω	±5%+2	Measuring Current > 200mA (R<2Ω)
	IEC Lead PASS Value 0.2Ω	±5%+2	Measuring Voltage 5V DC
Leakage Test	0.10~10.5mA	±5%+2	Measuring Voltage 40V rms Test Frequency 59Hz AC
IEC Lead Test + 30m Long Lead Test	Correct Wiring	√ GOOD	
	Open Circuit, Short Circuit, Reverse Polarity	X FAIL	
Power Socket Test	Normal	Prompt “LN √, LE √, NE √”	AC220V ±10% Input
		Earth Fault	Prompt “LN √, LE x, NE x”
	Neutral Line Fault	Prompt “LN x, LE √, NE x”	AC220V ±10% Input
Features			
Mode			√
Low Battery Indication			√

Ordering Information



G9308-KIT **Portable Appliance Tester Kit**

G9308 **Portable Appliance Tester**

- G9308 PAT tester
- Test Lead
- Alligator Clip
- IEC Lead
- Hard carrying case
- Batteries
- Instruction Manual

G9308-KIT **Portable Appliance Tester Kit**

- G9308 PAT tester
- G9301-II Voltage Detector
- G9302 Socket Tester
- G80363 VDE Screwdriver 13 pcs. set
- G9904 Pass/Failed Labels
- USB with Gazelle PAT Software

Multi-functional Electrical Measuring Instrument

G9300 Series - G9309

The GAZELLE G9309 Multifunction Installation Tester is an easy-to-use and intuitive instrument used for regular installation and maintenance testing. Designed with a combination of large-scale integrated analog & digital circuits and micro-processor chip, the G9309 measures RCD, line/loop impedance, continuity, insulation resistance, DC and AC voltage, and phase sequence. It's an ideal tool for testing, inspection and maintenance which features versatile functionality, higher accuracy, stable performance and ease of use that saves time and gives you more confidence in your results.



Standard Accessories

- Batteries
- Test Leads
- Hard Carrying Case
- Instruction Manual

- 9999-count LCD display with analogue bar; auto power off
- 250V~1000V DC insulation resistance test
- 200mA earth-resistance continuity test
- Measures RCD trip current and trip time in parallel (RCD type AC and A)
- Measures RCD switching time and tripping level (ramp test)
- Measures RCD variable current
- Loop impedance/Prospective Fault Current (PFC)/Prospective Short Current (PSC) test
- Lock test
- Data storage with one key
- 0°/180° phase angle option to detect the fastest trigger time
- Includes a phase sequence indicator
- AC/DC voltage auto check and test
- Features large display with white backlight, clear symbols, and wide viewing angle for easy and safe readings
- Rotary dial knob clearly indicates which function is selected, all in one spot with no complex multi-level menus.
- Performs fast voltage measurement between L-N, L-PE, and N-PE using the mains cord. No need to change measurement connections
- Comes with hard carrying case, test leads and batteries

Specifications		Range	Best Accuracy
Insulation Resistance (Ω)	Output voltage	250V/500V/1000V	$\pm 10\%$
	250V	0.05M Ω ~250M Ω	$\pm(5\%+5)$
	500V	0.05M Ω ~500M Ω	
	1000V	0.05M Ω ~1000M Ω	
Continuity test	Short-circuit current	<1.8mA	<2mA
	Range	0.01 Ω ~200 Ω	$\pm(2\%+5)$
	Test current	0.00~2 Ω : >200mA	\checkmark
Line impedance (Ω)	Operating Voltage (L-N)	Voltage: 195V~440V, Frequency: 45Hz~65Hz	
	Test Current & Time	20A/20ms	
	Measuring Scope	0.05 Ω ~2000 Ω	
	Measuring Ranges	0.05 Ω ~1.99 Ω	
		2.0 Ω ~19.9 Ω	
		20 Ω ~2000 Ω	
	Accuracy	$\pm(5\%+5)$	
Resolution	Minimum 0.01 Ω		
Prospective Short Current	0KA~26KA		
Loop impedance (Ω)	Operating Voltage (L-E)	Voltage: 220V $\pm 10\%$, Frequency: 45Hz~65Hz	
	Test Current & Time	20A/20ms	
	Measuring Scope	0.05 Ω ~2000 Ω	
	Measuring Ranges	0.05 Ω ~1.99 Ω	
		2.0 Ω ~19.9 Ω	
		20 Ω ~2000 Ω	
	Accuracy	$\pm(5\%+5)$	
Resolution	Minimum 0.01 Ω		
Prospective Fault Current	0KA~26KA		
Non-trip loop impedance (Ω)	Operating Voltage (L-E)	Voltage: 220V $\pm 10\%$, Frequency: 45Hz~65Hz	
	Test Current	20A	
	Display Range	0.01 Ω ~2000 Ω	
	Measuring Scope	1.00 Ω ~2000 Ω	
	Measuring Ranges	1.00 Ω ~1.99 Ω	
		2.0 Ω ~19.9 Ω	
		20 Ω ~2000 Ω	
Accuracy	$\pm 5\% \pm 12d$ + Noise Margin (1.00~1.99) $\pm 5\% \pm 5d$ (2.0~19.9)		
Resolution	Minimum 0.01 Ω		
Prospective Fault Current	0KA~26KA		
RCD test	Operating voltage (Frequency)	195V~253V (45Hz~65Hz)	
	Test current	10mA/30mA/100mA/300mA/500mA	
	Trip time	$\times 1/2$ *I Δ n Range: 0ms~2000ms	
		$\times 1$ *I Δ n Range: 0ms~500ms (Select count down)	
		$\times 1$ *I Δ n Range: 0ms~300ms	
		$\times 2$ *I Δ n Range: 0ms~150ms	
$\times 5$ *I Δ n Range: 0ms~40ms			
$\times 2$ *I Δ n Range: 0ms~200ms (Select count down)			

Specifications		Range	Best Accuracy
Phase sequence test	Operating voltage (Frequency)	100V~440V (45Hz~65Hz)	√
	Display	Phase sequence: L1→L2→L3, forward rotation; L1→L3→L2 reverse rotation	√
Ramp RCD test	Test current	10mA/30mA/100mA/300mA/500mA	±10%
AC voltage (V)	Range	0V~440V	±(5%+2)
	Frequency response	45Hz~65Hz	√
	Resolution	1V	√
Features			
Display count			9999
Auto power off			√
Low battery indication			√
Data Storage			√
LCD backlight			√
Auto half-wave test			√
RCD count down test	30s		√
RCD half-wave test			√
Phase conversion (RCD)	0° and 180°		√
General Characteristics			
Power		1.5V battery × 8	
LCD size		125mm × 37mm	
Product color		Blue and grey	
Product net weight		1000g	
Product size		210mm × 175mm × 90 mm	
Standard accessories		Battery, test leads (red×1, green×1, black×1), special power test lead, remote-control test lead	

Insulation Resistance Tester, 2.5kV

G9300 Series - G9310

The GAZELLE G9310 Insulation Resistance Tester, 2.5kV plays an important role in testing insulation resistance during maintenance and troubleshooting of large transformers, generators, high-voltage motors, electrical wiring work, plant equipment management, and more. It can swiftly identify system problems that could potentially cause safety hazards and production downtime. The instruments are portable and user-friendly with enhanced functionality. The G9310 can also measure PI, DAR and other important specifications. Measured data can then be analysed through PC software.



- Large 9999 display with 30-segment analog bar graph
- PI/DAR measurements & Continuous measurement mode
- Comparison, upper and lower limit functions with 18-group data storage
- Auto power off, backlight, and low battery & over range indications
- Auto current discharge and high-voltage output alarm
- Power adapter, USB interface and PC software
- Time measurement mode, auto measure within 15 minutes

Standard Accessories

- 2 pcs. 1 Plug Test Lead to 1 Alligator Clip
- 1 pc. 2 Plugs Test Lead to 1 Alligator Clip
- Batteries
- USB Cable
- PC Software CD
- Power Adaptor

Specifications		Range	Best Accuracy
Insulation Resistance	Test Voltages	100V~1000V	0%~20
		500V~2500V	
	100V	0.1MΩ~500MΩ	±(3%+5)
		0.5MΩ~2GΩ	
	250V	1MΩ~4GΩ	±(3%+5)
		0.5MΩ~5GΩ	
	500V	0.5MΩ~20GΩ	±(3%+5)
		2MΩ~10GΩ	
	1000V	1MΩ~40GΩ	±(3%+5)
		5MΩ~20GΩ	
1500V	5MΩ~20GΩ	±(3%+5)	
	2.5MΩ~100GΩ		
2500V	10MΩ~100GΩ	±(3%+5)	
DC Voltage (V)	1000V		±(2%+5)
	600V		
AC Voltage (V)	750V		±(2%+5)
	600V		
Short-circuit current			<1.8mA
Low Resistance (Ω)	0.1Ω~999.9Ω		

Features		
Auto range/Auto Power Off		√
Test voltage secondary display		
Low Battery Indication		√
Data Storage		18
Comparison Measurement		√
Polarization Index (PI)		√
Dielectric absorption ratio (DAR)		√
USB Interface		√
Analog bar graph		30
LCD Backlight		√
Over-range Warning		√
High Voltage Indication		√
Timing Measurement	Around 30 minutes	
	Around 15 minutes	√

Insulation Resistance Tester, 5kV

G9300 Series - G9311

The GAZELLE G9311 Insulation Resistance Tester, 5kV plays an important role in testing insulation resistance during maintenance and troubleshooting of large transformers, generators, high-voltage motors, electrical wiring work, plant equipment management, and more. It can swiftly identify system problems that could potentially cause safety hazards and production downtime. The instruments are portable and user-friendly with enhanced functionality. The G9311 can also measure PI, DAR and other important specifications. Measured data can then be analysed through PC software.



- Large 9999 display with 30-segment analog bar graph
- PI/DAR measurements & Continuous measurement mode
- Comparison, upper and lower limit functions with 18-group data storage
- Auto power off, backlight, and low battery & over range indications
- Auto current discharge and high-voltage output alarm
- Power adapter, USB interface and PC software
- Time measurement mode, auto measure within 15 minutes

Standard Accessories

- 2 pcs. 1 Plug Test Lead to 1 Alligator Clip
- 1 pc. 2 Plugs Test Lead to 1 Alligator Clip
- Batteries
- USB Cable
- PC Software CD
- Power Adaptor

Specifications		Range	Best Accuracy
Insulation Resistance	Test Voltages	100V~1000V	0%~20
		500V~2500V	
		500V~5000V	
	100V	0.1MΩ~500MΩ	±(3%+5)
	250V	0.5MΩ~2GΩ	
	500V	1MΩ~4GΩ	±(3%+5)
		0.5MΩ~5GΩ	
	1000V	0.5MΩ~20GΩ	±(3%+5)
		2MΩ~10GΩ	
	1500V	1MΩ~40GΩ	±(3%+5)
2500V	5MΩ~20GΩ		
	5000V	2.5MΩ~100GΩ	±(3%+5)
10MΩ~100GΩ			
DC Voltage (V)	600V	5MΩ~1000GΩ	±(3%+5)
		±(2%+3)	
AC Voltage (V)	600V	±(2%+3)	
Short-circuit current		>3mA	

Features		
Auto range/Auto Power Off		√
Test voltage secondary display		√
Low Battery Indication		√
Data Storage		18
Comparison Measurement		√
Polarization Index (PI)		√
Dielectric absorption ratio (DAR)		√
USB Interface		√
Analog bar graph		30
LCD Backlight		√
Over-range Warning		√
High Voltage Indication		√
Timing Measurement	Around 30 minutes	
	Around 15 minutes	√

Insulation Resistance Tester, 12kV

G9300 Series - G9312

The GAZELLE G9312 Insulation Resistance Tester, 12kV is a digital high voltage insulation resistance tester with 6 ranges: 500V, 1000V, 2500V, 5000V, 10000V and 12000V. The G9312 plays an important role in testing insulation resistance during maintenance and troubleshooting of large transformers, generators, high-voltage motors, electrical wiring work, plant equipment management, and more. It can swiftly identify system problems that could potentially cause safety hazards and production downtime. The instruments are portable and user-friendly with enhanced functionality. The test data can be saved in the tester memory and transferred to a PC via the dedicated USB cable, or be transferred to a PC in real-time.



- AC/DC voltage
- USB data transfer
- 9999 Max display, low battery indication & LCD backlight
- Data storage & Polarization Index
- Over-range alarm
- Comparative measurement & measurement time selection

Standard Accessories

- User Manual
- Test Leads
- USB Cable
- Power Adaptor
- 1.5B Batteries

Specifications		Range	Best Accuracy
Insulation Resistance	500V	0.50MΩ~4.99GΩ	±(5%+5)
		5.00GΩ~49.9GΩ	±(10%+10)
		50.0GΩ~500GΩ	for reference only
	1000V	1.00MΩ~9.99GΩ	±(5%+5)
		10.0GΩ~99.9GΩ	±(15%+10)
		100GΩ~1000GΩ	for reference only
	2500V	2.50MΩ~24.9GΩ	±(5%+5)
		25.0GΩ~249GΩ	±(15%+10)
		250GΩ~2.5TΩ	for reference only
	5000V	5.00MΩ~49.9GΩ	±(5%+5)
		50GΩ~499GΩ	±(15%+20)
		500GΩ~5.0TΩ	for reference only
10000V	10.0MΩ~99.9GΩ	±(10%+10)	
	100GΩ~999GΩ	±(20%+20)	
	1000GΩ~10TΩ	for reference only	
12000V	12.0MΩ~99.9GΩ	±(10%+10)	
	100GΩ~999GΩ	±(20%+20)	
	1000GΩ~10TΩ	for reference only	

Specifications	Range	Best Accuracy
Output Voltage	500V	0~+10%
	1000V	0~+10%
	2500V	0~+10%
	5000V	0~+10%
	10000V	-5~+10%
	12000V	-5~+10%
Load Current	500V (R=500kΩ) 1mA	0%~+20%
	1000V (R=1MΩ) 1mA	0%~+20%
	2500V (R=2.5MkΩ) 1mA	0%~+20%
	5000V (R=5MΩ) 1mA	0%~+20%
	10000V (R=10MΩ) 0.15~1.2mA	0%~+20%
	12000V (R=12MΩ) 0.15~1.2mA	0%~+20%
DC Voltage Measurement	30V~1000V	±(3%+5)
AC Voltage Measurement	30V~750V (50~60Hz)	±(3%+5)

Features

PC Software For Data Analysis	√
Backlight Function	√
Data Storage	999 sets of data
Dielectric Absorption Ratio (DAR)	0.00~999
Polarization Index (PI)	0.00~999
Power	1.5V Alkaline Batteries (LR14) x 10, Power Adapter
Display	71mm x 34mm
Product Color	Red and Grey
Product Net Weight	6.6 kg
Product Size	410 mm x 342 mm x 204 mm
Standard Quantity Per Carton	1 pc.
Standard Carton Measurement	510 mm x 320 mm x 420 mm
Standard Carton Gross Weight	10.2 kg



Scan for video

Temperature Humidity Meter

G9400 Series - G9401

The GAZELLE G9401 Temperature Humidity Meter features a large triple display of indoor measurements of relative humidity, temperature, and external secondary temperature with maximum and minimum readings. The remote temperature probe extends for 1 meter to measure behind walls, inside refrigerators or to soak into water. Ideal for use in humid areas where mould can become a problem. The meter has a built-in stand for sitting on a desk but can also be mounted to a wall with an additional clock and alarm clock function.



CE

- Sampling time: 10s
- Display of temperature, humidity, time, and comfort level together
- Dual temperature measurement
- Clock function: 12/24 hour modes
- Alarm clock: Rings up to 60s
- Comfort level: comfortable, wet, dry
- Optional hanging hole and tripod for wall or table mount

Standard Accessories

- Operating Manual
- 1.5V AAA Battery

Specifications		Range
Temperature	Range	-10~50°C (14~122°F)
	Resolution	0.1°C (0.1°F)
	Accuracy	±1°C (±1.8°F)
External temperature probe	Range	-10~50°C (14~122°F)
	Resolution	0.1°C (0.1°F)
	Accuracy	±1°C (±1.8°F)
Humidity	Range	10~99%RH
	Resolution	1%RH
	Accuracy	±5%RH
Features		
Sampling frequency		10s
Alarm Clock		√
Battery		1*AAA
Certification		CE

Mini Contact Thermometer

G9400 Series - G9402

The GAZELLE G9402 Mini Contact Thermometer is a dual-input digital thermometer that delivers a fast response. Designed to measure two contact temperature inputs simultaneously, whether measuring motors, insulation, pipes, liquids, and wires with industrial standard J, K-type thermocouple temperature sensors. The user friendly-front panel and large, backlit display make it easy to view results from both channels.



- 1m drop proof
- Maximum/minimum/average
- Big LCD display with bright white backlight for a clear view of measurement
- K/J thermocouple probe selection
- Difference measurement: T1~T2
- CE Certified

Standard Accessories

- Operating Manual
- Temperature Probe
- 1.5V AAA - 3pcs

Specifications	Range	Best Accuracy
Temperature measurement (K)	-50~1300°C	±(0.5%+1)
Temperature measurement (J)	-50~1200°C	±(0.5%+1)
Features		
Difference measurement (T1-T2)		√
Unit conversion (°C/°F)		√
Max/Min/Avg		√
Function selection (K/J)		√
Backlight		√
Working temperature		0°C~40°C
Working humidity (relative)		≤80%RH
1m drop test		√
Power		3 x AAA



Scan for video

Mini Contactless IR Thermometer

G9400 Series - G9403

Measure temperature safely and accurately from a distance with GAZELLE infrared thermometers. The GAZELLE G9403 Mini IR Thermometer is a user-friendly, compact thermometer featuring a 6:1 distance to spot ratio and a precise single laser for accurate and repeatable measurements. With its rugged build enough to take a one-metre drop, it is best used to perform non-contact temperature measurements on transformers, motors, pumps, panels, breakers, compressors, ducts, and vents. The single laser helps the user pinpoint the target for more accurate readings, making it easier to measure temperatures in hard-to-reach areas.



- Single-laser targeting
- Big LCD display with bright white backlight for a clear view of measurement
- 1m drop tested
- Max/Min/Avg modes
- Lock measurement
- Data hold; auto power off
- °C/°F selections

Standard Accessories

- Operating Manual
- 1.5V AAA - 3pcs

Specifications	Range	Best Accuracy
Measurement Range (°C)	-35~300°C (-31°F~572°F)	≥0°C: ±2.0°C or ±2% of reading, whichever is greater <0°C: ±(2.0°C+0.1°C/°C)
Temperature Coefficient	0.1°C/°C (0.1°F/°F) or ±0.1% of reading, take the higher value	
Repeatability	±1.0°C (2.0°F) or ±1.0% of reading, Whichever is higher	
Features		
Optical resolution		6:1
Emissivity		0.95
Response time		250ms
Spectral response		8um ~ 14um
Data hold		√
Unit conversion (□/□)		√
Max/Min/Avg		√
Lock measurement		√
Backlight		√
Laser		√
Operating temperature		0°C~ 50°C (32°F~ 104°F)
Storage temperature		-20°C~ 60°C (-4°F~ 140°F)
Relative humidity		<90%RH (non-condensing)
Drop test		1m
Power		3x AAA Batteries

Mini Infrared Thermometer

G9400 Series - G9403-II

Measure temperature safely and accurately from a distance with GAZELLE infrared thermometers. The GAZELLE G9403-II Mini Infrared Thermometer is a user-friendly, compact thermometer featuring a 12:1 distance to spot ratio and precise single laser for accurate and repeatable measurements. With its rugged build enough to take a one-metre drop, it is best used to perform non-contact temperature measurements on transformers, motors, pumps, panels, breakers, compressors, ducts, and vents. The single laser helps the user pinpoint the target for more accurate readings, making it easier to measure temperatures in hard-to-reach areas.



- Single-laser targeting
- Big LCD display with bright white backlight for a clear view of measurement
- 1m drop tested
- Max/Min/Avg modes
- Lock measurement
- Data hold; auto power off
- °C/°F selections

Standard Accessories

- Operating Manual
- 1.5V AAA - 3pcs

Specifications	Range
Certifications	CE, UKCA
Temperature range	-50°C~500°C
Laser type	circle
Accuracy	±2°C or ±2%
Resolution	0.1°C
D:S ratio	12:1
Response time	≤250ms
Emissivity	0.10~1.00 Adjustable
Laser class	Class 2
Laser power	<1mW
Laser wavelength	630nm~670nm
Spectral response	8µm~14µm
Features	
Display type	EBTN-LCD
Unit selection	°C/°F
Laser on/off	√
Data hold	√
Auto power off	√
Low battery indication	√
MAX/MIN/AVG/DIF mode	√
High/low temperature alarm (audible)	√
Drop test	1m



Scan for video

Contactless IR Thermometer

G9400 Series - G9404

Measure temperature safely and accurately from a distance with GAZELLE infrared thermometers. The GAZELLE G9404 Contactless IR Thermometer measures the temperature of surfaces via infrared beam from a distance. The contactless infrared thermometer has a visible laser beam for precise, contactless pointing and quick temperature measurement from a safe distance of hot moving objects.



Standard Accessories

- Operating Manual
- 9V Battery



- Accurate infrared thermometer for professionals working in tough environments
- IP65-rated, rugged tool that passes 3-meter drop tests
- 10:1 distance-to-spot ratio and precise single laser targeting for accurate and repeatable measurements
- Has a high and low alarm with blue and red light indicators
- User friendly and includes a soft carrying case
- Best use to perform non-contact temperature measurements on transformers, motors, pumps, panels, breakers, compressors, ducts, and vents

Specifications	Range
Temperature Range	-35°C~450°C
Measurement Accuracy	>0°C: ±1.8°C or ±1.8% which is greater, <0°C: ±1.8°C+0.1°C/°C > 32°C ± 3.6°F or ±1.8% which is greater, <32°F: ±(3.6°F+0.1°F/°F)
Repeated accuracy	1.0°C(2.0°F) or 1.0% of reading, whichever is greater
Display resolution	0.1°C/0.1°F
D:S (Distance to Spot Size)	10:1 / 250ms (95% of reading) Response Time
Emissivity (adjustable, step length: 0.01)	0.95
Laser count	Single laser / Type 2
Features	
High and Low temperature alarm	√
LCD backlight	√
Protection grade	IP65
Drop test	3 meters
Tripod mounting holes	√
Power supply	9V battery



Scan for video

Mini Temperature & Humidity Meter w/ Bluetooth

G9400 Series - G9405-Log

Humidity and temperature are the two crucial factors monitored when assessing indoor air quality to maintain optimal comfort levels. The GAZELLE G9405-Log Mini Temperature & Humidity Meter is the perfect tool for users to quickly and conveniently take readings to scan and detect problem areas. With its lightweight and rugged, ergonomic design, the G9405-Log is ideal for HVAC-service contractors and utilities and facilities management technicians.



- Temperature measurement range: -10~60°C/14~140°F
- Humidity measurement range: 0~100%RH
- Light weight, ergonomic design, user-friendly interface
- MAX/MIN modes, auto power off, low battery indication

Standard Accessories

- Operating Manual
- 1.5V AAA - 3pcs

Specifications	Range	Resolution	Best Accuracy
Humidity	0~99%RH	0.1%RH	±5~RH (0~99%RH)
	-10~60°C	0.1°C	±1.0°C
	14~140°F	0.2°F	±2.0°F
Features			
Sampling Rate			0.5s
Unit Conversion			°C/°F
LCD Backlight			Yes
Battery			AAA 1.5V*3 batteries
Working Environment			Temperature : 0~40°C Humidity: ≤80%RH
Storage Environment			Temperature: 20~60°C below Humidity: ≤75%RH
MAX/MIN			MAX/MIN
Data Hold			HOLD



Scan for video

Mini Sound Level Meter w/ Bluetooth

G9400 Series - G9406-Log

The GAZELLE G9406-Log Mini Sound Level Meter is designed to measure outdoor and indoor noise levels at a measuring accuracy of 1.5 dB. Widely used in noise detection, quality control, health & safety, and environmental studies, the G9406-Log is compact and portable, making it ideal for mobile measurements of sound. Noise generated in various environments such as workplaces, machine controls, and construction sites can be easily measured and displayed with the backlit digital display, offering users the most convenient measurement readings of sound levels.



- MAX/MIN modes
- Auto power off (cancelable)
- Data hold, LCD backlight
- Simulated analog bar
- A (ear)/C (machine) weighting modes
- Manual/auto range selectable
- Fast/slow response rate (fast: 125ms, slow: 1s)
- Powered by batteries or external power source

Standard Accessories

- Operating Manual
- 1.5V AAA - 3pcs

Specifications	Range	Best Accuracy
Noise (A Weighting)	30~130dB (0.1dB Res)	±5~RH (0~99%RH)
Sampling Rate	FAST	±1.0°C
	SLOW	±2.0°F
MAX/MIN		MAX/MIN
Data Hold	0.5s	HOLD
LCD Backlight	°C/°F	Yes
Battery	Yes	AAA 1.5V*3 batteries
Working Environment	Temperature	0~40°C
	Humidity	≤80%RH
Storage Environment	Temperature	-20~60°C
	Humidity	≤75%RH



Scan for video

Mini Anemometer w/ Bluetooth

G9400 Series - G9407-Log

The GAZELLE G9407-Log Mini Anemometer is widely used in wind speed measurements for HVAC quality control, health and safety, environmental, petrochemical, navigation, fan manufacturing, exhaust ventilation, sports, and others. This lightweight device is equipped with the latest magnetic sensing technology which can directly display the airflow speed on the LCD display. It is a compact and pocket-sized anemometer which is easy to use and easy to store.



- Data hold, LCD backlight
- °C/°F selectable
- Auto power off (cancelable)
- Auto record function with 0.5~255s interval
- Wearproof fan shaft for improved accuracy and reliability
- Wind speed modes: MAX, MIN, Real-time
- Wind count modes: MAX, 2/3 MAX, MIN, AVG, real-time
- 7 selectable units: m/s, km/h, ft/min, MPH, KNOTS

Standard Accessories

- Operating Manual
- 1.5V AAA - 3pcs

Specifications	Range	Resolution	Best Accuracy
Wind Speed	0~30m/s	0.1m/s	±5%rdg+0.5
Temperature	-10~50°C	0.1°C	±2°C
	14~122°F	0.2°F	±4°F
Wind Scale	Level 0~12	1	±1
Work Environment	Temperature		0~40°C
	Humidity		≤80%RH
Storage Environment	Temperature		-20~60°C
	Humidity		≤75%RH
Sampling Rate		0.5s	
MAX/AVG		MAX/AVG	
Data Hold		HOLD	
LCD Backlight		Yes	
Battery		AAA 1.5V*3 batteries	



Scan for video

Mini Light Meter w/ Bluetooth

G9400 Series - G9408-Log

The GAZELLE G9408-Log Light Meter is designed to test an extensive range of applications in multiple environments, including the health & safety requirements for streetlights, emergency exits, construction sites, households, and other facilities. The compact pocket-friendly design of the meter makes it easy to carry and use and measures light up to 18,500 FC of lux. It also provides a clear data display of measurements through a backlit LCD screen for the user's convenience.



- Easy to use with auto range and data hold function
- MAX/MIN mode
- Lux/FC selectable

Standard Accessories

- Operating Manual
- 1.5V AAA - 3pcs

Specifications	Range
Illuminance measurement (LUX)	0~199,900Lux
Illuminance measurement (FC)	0~18,500Fc
Accuracy	0~9999Lux/0~999Fc: $\pm(4\%+8)$
	$\geq 10000\text{Lux}/\geq 1000\text{Fc}$: $\pm(5\%+10)$
	$\geq 100000\text{Lux}/\geq 9999\text{Fc}$: $\pm(5\%+10)$
Resolution	1Lux (0~9999Lux)
	10Lux ($\geq 10,000\text{Lux}$)
	100Lux ($\geq 100,000\text{Lux}$)
	1Fc (0~9999Fc); FC=Lux/10.76
	10Fc ($\geq 10,000\text{Fc}$); FC=Lux/10.76
Sampling Time	0.5s
Features	
APP	√
Bluetooth®	√
Overload indication	OL
MAX/MIN	√
Data hold	√
LCD backlight	√
Auto power off	√
Low battery indication	√
Tripod mounting hole	√



Scan for video

Laser Tachometer

G9400 Series - G9409

The G9409 Laser Tachometer is a digital handheld tachometer that takes non-contact measurements of rotation speed. Make safe, non-contact RPM measurements using photoelectric speed sampling processing. Take measurements from 0 to 99,999 RPM of rotating objects by pointing the integral laser from a distance of 50-200mm at the reflective tape placed on the object to be measured.



- Auto range
- Up to 99999 display; overload display, "OL"
- RPM measurement and revolution count
- Max/Min, data hold
- Signal trigger/laser-on indication
- Low battery/auto power off indication
- Big LCD display with bright white backlight for a clear view of measurement

Standard Accessories

- Operating Manual
- Reflective Strips
- 1.5V AAA - 3pcs

Specifications	Range	Resolution	Best Accuracy
RPM measurement	10.0~9999.9 RPM	0.1	±(0.04%+2)
	10000~99999 RPM	1	
Counting measurement	0~99999 count	1 count (<10kHz, pulse width 5%)	±1 count

Features

Target distance	50mm ~ 200mm
Drop test	1m
Working temperature and humidity	0 ° C to 50 ° C (no more than 80%RH)
Storage temperature and humidity	-20 ° C to + 60 ° C (no more than 80%RH)
Power supply	3 1.5V batteries (AAA)
Battery life	Continuous work for 12 hours



Scan for video

Wall Scanner, 80mm

G9400 Series - G9410

The GAZELLE G9410 Wall Scanner, 80mm is used to detect magnetic and non-magnetic metals, electrically charged cables, and wooden substructures with maximum reliability and precision before any drilling applications. The G9410 has a large, illuminated LCD screen to display strength bars indicating the distance of detected material. The wall scanner auto calibration capabilities ensure maximum reliability and accuracy. The ergonomic design of this wall scanner makes it comfortable to hold from any angle.



- Detects metals, live wires, and wood behind walls
- Buzzer, flashing, Silent mode options
- Signal strength bars to indicate the distance of detected material
- Calibration function
- Auto power off when the tools are not in use to save batteries

Standard Accessories

- Operating Manual
- 9V Battery

Specifications	Range
Ferrous metals	80mm
Non-ferrous metals	80mm
Copper conductors (live)	50mm
Wood	20mm
Features	
Buzzer indication	√
LED flashlight	√
Power	1x9V Alkaline Battery



Scan for video

Wall Scanner, 100mm

G9400 Series - G9411

The GAZELLE G9411 Wall Scanner, 100mm is used to detect magnetic and non-magnetic metals, electrically charged cables, and wooden substructures with maximum reliability and precision before any drilling applications. The G9411 has a large, illuminated LCD screen to display strength bars indicating the distance of detected material. The wall scanner auto calibration capabilities ensure maximum reliability and accuracy. The ergonomic design of this wall scanner makes it comfortable to hold from any angle.



- Detects metals, live wires, and wood behind walls
- Buzzer, flashing, Silent mode options
- Signal strength bars to indicate the distance of detected material
- Calibration function
- Auto power off when the tools are not in use to save batteries

Standard Accessories

- Operating Manual
- Battery

Specifications	Range
Detect Principle	Electro-magnetic induction
Detects	Wooden beam, metal object, electric wire
Metal-scan depth	100mm @iron pipe; 80mm @brass pipe
Stud-scan depth (wood)	38mm
AC Electric Wire Depth	50mm
Detect Accuracy	±15mm @28.5mm depth drywall
Notifications	Voice
Power	3.7V 300mAh Li-ion
Product Net Weight	112g
Product Size	135 x 60mm x 25mm

Digital Contact Thermometer

G9400 Series - G9412

The GAZELLE G9412 is an IP65 rated thermometer with FDA certified stainless steel probe. It is equipped with a protective shell to prevent accidental skin puncture and burning. With its portable pen-like design, clear backlight display, and auto power off functions, G9412 is a great temperature measurement tool for cooking, refrigeration, heating, food processing and other industrial applications.



- Backlit LCD screen offers an easy viewing experience in dark conditions
- Max/min/real-time data measurement
- Data hold function allows to lock the temp reading
- Portable pen-like design with easy operation
- LED alarm function for quick notice
- Equipped with food grade SUS304 stainless steel probe which has FDA and GRAS certifications
- IP65 rated water and dust proof allows direct water cleaning available
- Durable with 1m drop proof

Standard Accessories

- Operating Manual
- Battery

Specifications	Range
Measurement Range	-40°C~250°C (-40°F~482°F)
Accuracy	±2°C (-40°C≤T<-20°C)
	±1°C (-20°C≤T≤100°C)
	±2°C (100°C<T≤250°C)
	±4°F (-40°F≤T<-4°F)
	±2°F (-4°F≤T≤212°F)
Minimum measuring depth	12 mm
Sensor	NTC
Stabilization time	20s
Display resolution	0.1°C (0.1°F)
Battery type	1x3V button cell (CR1632)
Battery duration	12 hours
Product size	190x29.5x15.5 mm
Net weight	50.8 g
Operating temperature	0°C~40°C (32°F~104°F)

Specifications	Range
Storage temperature	-20°C~60°C (-4°F~140°F)
Operating humidity	< Rh80% (No condensable)
Protective level	IP65 rated according to IEC60529
Drop test	1m
Certification	CE
Reference standard	JJG226-2001

Temperature and Humidity Logger

G9400 Series - G9413

The GAZELLE G9413 datalogger uses high-precision temperature and humidity sensors to monitor and record data for longer periods. The G9413 is IP67-rated water and dust proof, and can store 60,000 sets of data and transmit them through USB to PC. It is a great solution for monitoring temperature and humidity sensitive goods such as medicine or food during transportation and storage, as well as for greenhouse and energy audit.



- IP67 water and dust resistance
- High accuracy
- Great storage capacity
- USB data transmission
- Image upper computer management and statistics
- High-precision measurement
- Long-time temperature and humidity and atmospheric pressure monitoring and recording

Standard Accessories

- Operating Manual
- Battery

Specifications	Range
IP Rating	IP67
Range	Temperature: -40°C~80°C Humidity: 0%RH~100%RH non-condensation
Resolution	Temperature: 0.1°C Humidity: 0.1%RH
Accuracy	Temperature: -40°C~-30°C: ±2.0°C -30°C~0°C: ±1.0°C -0°C~40°C: ±0.5°C 40°C~70°C: ±1.0°C 70°C~80°C: ±2.0°C Humidity: ±3.0%RH (20%RH~80%RH) ±5.0%RH (<20% or >80%RH)
Data Storage	0~60,000



Scan for video

2-in-1 Laser Distance Meter

G9500 Series - G9501

The GAZELLE G9501 2-in-1 Laser Distance Meter is designed to perform accurate and quick measurements up to 40 m with the laser pointer, and 5 m with the steel tape, saving you time and money. It is distinguished by its simple and intuitive one-button operation. This portable and compact device has basic functionalities including unit measurement conversion, rear measurement reference, and automatic switch-off. The LCD screen displays measurements for the user's convenience. This device can be used in interior/exterior design, construction, traffic, accident evidence gathering, factory supervision, engineering inspection, real estate development and assessment, fire assessment, public facilities planning, gardening, and electronics industries.



- 40 M Laser Distance Measurement Range
- 5 M Steel Tape Measurement Range
- LCD Screen to display measurement
- One-button operation
- Single measurement
- Rear measurement reference
- Unit conversion
- Dual measurement methods
- Portable and compact

Standard Accessories

- Manual
- 1.5V (AAA) Alkaline Batteries
- Cross Screwdriver

Specifications	Range
Display type	LCD
Display size	1.2-inches
Range	40m; tape: 5m
Min. display unit	0.001m
Measurement basis	Rear
Accuracy	±2mm
Laser class	2
Laser type	630~670nm, <1mW
Features	
Single measurement	√
Continuous measurement	√
Auto power off	√
Auto laser off	√
Drop test	1m



Scan for video

Laser Distance Meters

G9500 Series - G9503 & G9504

The GAZELLE G9503 & G9504 Laser Distance Meters are designed to help you measure farther, with greater accuracy, saving time and money. With its easy one-hand operation, take quick measurements of distance, area, and volume, and add & subtract easily. This ergonomic device is manufactured to withstand the inevitable drops and falls on the job site and helps measure hard-to-access areas effortlessly with its easy targeting thanks to the bright laser pointer. Instantly measure up to 100 m distance – just point and click and review the values on the backlit LCD screen. It can also store 99 groups of data. These meters can be used in interior/exterior design, construction, factory supervision, engineering inspection, real estate development and so on.



- Ergonomic exterior, comfortable handling
- Millimeter accuracy
- 99 groups data storage
- Quick, self calculation with real-time readout
- Physical leveler(Horizontal and vertical)
- Multiple functions: Max/Min/continuous measurement, data storage, etc

Standard Accessories

- Operating Manual
- Batteries

Specifications	G9503	G9504
	Range	
Range	50m	100m
Display Size	2 inches	
Display Type	LCD	
Min. Display Unit	0.001m	
Measurement Units	m/ft/in	
Measurement Basis	front/rear	
Accuracy	±2mm	
Laser Class	2	
Laser Type	630~670nm, <1mW	
Single Measurement	√	
Continuous Measurement	√	
Volume	√	
Pythagoras	√	
Add/Subtract	√	
Auto Power Off	3 minutes without operation	
Auto Laser Off	30s without operation	
Storage Temperature	-20°C~60°C	
Operating Temperature	0°C~40°C	
Power	1.5V battery (LR03) x 2	
Product size	122mm x 52mm x 29.5mm	

Laser Leveler

G9500 Series - G9505

The GAZELLE G9505 2-Line Laser Level is a compact, high-speed levelling and alignment solution for fast and accurate level reference in short, mid-range, horizontal and vertical applications. The professional two-line green laser level makes it ideal for both exterior and interior work. With a working range up to 10 meters, the G9505 is an excellent measuring tool for steel stud framing, HVAC installation, electrical works, and residential construction. The device features a rubber-coated housing and a magnetic mounting device that can be attached to any metal plate for maximum versatility. The pendulum lock is designed for safe transport and fast settling, self-levelling tilt mode that provides accurate point and reference lines almost instantly. The easy-to-use one-button operation allows the user to choose between the auto-levelling mode or manual levelling mode, depending on the application.



- Features horizontal and vertical modes which projects two lines for a wide array of level and alignment applications up to 10 meters
- One-button operation to easily choose between the auto-levelling mode or manual levelling mode
- Magnetic mounting device that attaches to metal plates for quick and easy setup
- Smart Pendulum System to self-levels and indicate out-of-level position
- Ergonomic, compact and lightweight – easy to use, easy to store

Standard Accessories

- Operating Manual
- USB Cable
- Adapter

Specifications	Range
Laser Type	Green LD
Laser Lines	2 lines
Operating Distance	10m
Laser Accuracy	±3mm/10m
Self-leveling range	3°±1°
Self-leveling time	3s
Working hours	4h
Laser Wavelength	520nm
Laser Class	2
Power	1.5V battery x 2 (LR6)
Product Net Weight	240g
Product Size	85.5mm x 62mm x 90.3mm

Laser Leveler

G9500 Series - G9506

The GAZELLE G9506 12-Line 3D Laser Level is a compact, high-speed levelling and alignment solution for fast and accurate level reference in short, mid-range, horizontal and vertical applications. The professional twelve-line green laser level makes it ideal for both exterior and interior work with a laser beam up to three times brighter than the red laser beam, making it ideal for projects over longer distances or with lower lighting. With a working range up to 40 meters, the G9506 is an excellent measuring tool for steel stud framing, HVAC installation, electrical works, and residential construction. The device features a rubber-coated housing and a magnetic mounting device that can be attached to any metal plate for maximum versatility. The manual mode allows the user to lock the crossline, so the operator can lock the line and set the level at any desired angle. The pendulum lock is designed for safe transport and fast settling, self-levelling tilt mode that provides accurate point and reference lines almost instantly. The easy-to-use two-button operation allows the user to choose among crossline, horizontal or vertical modes, depending on the application.



- Features horizontal and vertical modes which projects twelve lines for a wide array of level and alignment applications up to 40 meters
- Two-button operation to easily choose between the crossline, horizontal or vertical modes
- Magnetic mounting device that attaches to metal plates for quick and easy setup
- Smart Pendulum System to self-levels and indicate out-of-level position
- Manual mode to lock the line and set the level at any desired angle
- Ergonomic, compact and lightweight – easy to use, easy to store

Standard Accessories

- Operating Manual
- USB Cable
- Adapter

Specifications	Range
Laser Type	Green LD
Laser Lines	3D 12 lines
Operating Distance	40m
Laser Accuracy	±3mm/10m
Outdoor Pulse Mode	√
Remote Control	√
Self-leveling range	±3°
Self-leveling time	<3s
Working Hours	>6h
Laser Wavelength	520nm
Laser Class	2
Power	3.7V Li-ion battery 5200mAh
Product Net Weight	694g
Product Size	138mm x 89mm x 147mm

Laser Leveler

G9500 Series - G9505-II

The GAZELLE G9505-II 2-Line Laser Level is a compact, high-speed levelling and alignment solution for fast and accurate level reference in short, mid-range, horizontal and vertical applications. The professional two-line green laser level makes it ideal for both exterior and interior work. With a working range up to 30 meters, the G9505-II is an excellent measuring tool for steel stud framing, HVAC installation, electrical works, and residential construction. The device features a rubber-coated housing and a magnetic mounting device that can be attached to any metal plate for maximum versatility. The pendulum lock is designed for safe transport and fast settling, self-levelling tilt mode that provides accurate point and reference lines almost instantly. The easy-to-use two-button operation allows the user to choose between the auto-levelling mode or manual levelling mode, depending on the application.



- Laser brightness adjustable 3 levels of saving mode
- Double condenser lens, object modes, horizontal or vertical or cross line laser can be selected
- The vertical line passes through the ceiling, easy for ceiling construction laying process
- Longer operating time 4 x 1.5V x AA batteries
- Pulse mode
- Low power indicator

Standard Accessories

- Instruction manual
- Magnetic mounting bracket
- 4 x AA batteries
- Eye glasses
- Target plate
- Hard carry case

Specifications	Range
Laser type	Green laser
Laser lines	2 lines / vertical / horizontal
Laser class	2
Laser wavelength	505-503nm
H/V accuracy	±2mm/10m
Self-leveling range	4°±1°
Working range	30m
Power supply	1.5V battery x 4
Operating temperature	-10°C to 50°C
Mount size	1/4-20 mounting thread
IP rating	IP54
Storage temperature	-25°C to 75°C
Operating time	~8 hours normal mode ~10 hours pulse mode ~30 hours power saver mode

Laser Leveler

G9500 Series - G9506-II

The GAZELLE G9506-II 12-Line 3D Laser Level is a compact, high-speed levelling and alignment solution for fast and accurate level reference in short, mid-range, horizontal and vertical applications. The professional twelve-line green laser level makes it ideal for both exterior and interior work with a laser beam up to three times brighter than the red laser beam, making it ideal for projects over longer distances or with lower lighting. With a working range up to 40 meters, the G9506-II is an excellent measuring tool for steel stud framing, HVAC installation, electrical works, and residential construction. The device features a rubber-coated housing and a magnetic mounting device that can be attached to any metal plate for maximum versatility. The manual mode allows the user to lock the crossline, so the operator can lock the line and set the level at any desired angle. The pendulum lock is designed for safe transport and fast settling, self-levelling tilt mode that provides accurate point and reference lines almost instantly. The easy-to-use two-button operation allows the user to choose among crossline, horizontal or vertical modes, depending on the application.



- Multifunctional laser tools 3 x 360° 3D green laser
- Power saving outdoor pulse mode
- Self leveling and manual mode, ideal for tilting laser lines manually at any angle
- Type-C charging. 12.5 hours working time on normal mode and 25 hours working time on pulse mode per battery.
- Strong over-molded metal top laser window with IP54 water/dust resistance ensures you work well in hazardous working conditions
- 1/4" and 5/8" mounting threads to suit different tripods

Standard Accessories

- Operating manual
- Magnetic mounting bracket
- USB cable and adapter
- 2 x 7800 mAh battery
- Eye glasses
- Target plate
- Hard carry case

Specifications	Range
Laser type	Green laser
Laser lines	3D 12 lines
Laser class	2
Laser wavelength	520nm
Leveling accuracy	±3mm/10m
Horizontal/Vertical accuracy	±3mm/10m
Leveling duration	≤3s
Leveling/Compensation range	4°±1°
Working distance	30m, 60m pulse mode
Operating time	12.5 hours with all laser beams on 25 hours under pulse mode
Power source	Li-ion battery 7800Mah
IP rating	IP54
Operation temperature range	-10°C~50°C
Storage temperature	-25°C~75°C
Max relative air humidity	90%
Mount size	1/4 and 5/8"
Product net weight	1.05kg
Product size	139mm x 188mm x 99mm



Scan for video

Thermal Imager, 160x120p

G9700 Series - G9701

The GAZELLE G9701 Infrared Thermal Imager delivers industrial performance troubleshooting to boost your team's productivity. With 160 x 120 resolution, the G9701 will enable you to inspect large areas quickly and easily up to 550°C for your HVAC, switchgear, solar & electric panel, electrical, mechanical, and building problems. The camera's manual focus enables you to precisely target areas allowing the camera to maintain sharp images & accurate results. The 3.5inch LCD screen displays infrared images in 4 modes – thermal, fusion, optical, and picture-in-picture to help you find problems faster. Additionally, with 16GB of internal storage, you can document and store thousands of pictures and videos easily. The rechargeable lithium-ion battery can work without a break with for up to 5 hours, giving users peace of mind as they work through challenging tasks. With an ergonomic, rugged build, the G9701 withstands a 2-meter drop test, and with the IP54 rating against dust and water particles, users can work efficiently across several applications. The GAZELLE Mobile and PC software application for thermal imagers allows you to get more from your device with features like remote access to use the camera in real-time to document pictures & videos, tools to optimize images, and create detailed, professional reports.



- 160 x 120 resolution (thermal), and 8 MP resolution (optical)
- DDE, 3D DNR, and adaptive AGC
- 640 x 480 resolution
- 3.5" LCD touch display
- Up to five hours continuous running

Standard Accessories

- User Manual
- Power Adapter Kit
- USB Cable
- Professional Carry Case
- Wrist Strap
- Battery
- Charging Dock

Functions

Thermography

Device detects the real-time temperature and display it on the screen.

Storage

Device is equipped with built-in memory module to store recorded videos, captured snapshots, and important data.

Fusion

Device can display fusion of thermal view and optical view.

Palette and Alarm

Device supports multiple palettes, and you can set the palette mode according to the alarm function.

LED Light

LED Light supplement makes the device a torch in required scenarios.

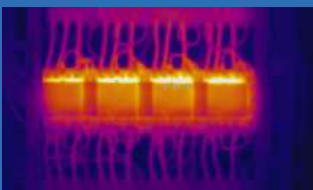
Laser Light Supplement

Long-distance laser light supplement to point the thermography target.


Specifications		Best Accuracy
Thermal Module	Image Sensor	Uncooled Focal Plane Arrays
	Resolution	25Hz: 160 x 120
	Pixel Pitch	17µm
	Response Waveband	8µm to 14µm
	NETD	< 40 mk (@ 25 °C, F#=1.0)
	Field of View	25° x 18.7°
	Focal Length	6.2 mm (Manual Focus)
	IFOV	2.74 mrad
	Aperture	F 1.1
Optical Module	Picture Resolution	Configurable: 2 MP, 5 MP, 8 MP
	Video Resolution	640 x 480
Image Display	Monitor	640 x 480 resolution, 3.5" LCD touch display
	Palettes	Black hot, White hot, Red hot, Rainbow, Ironbow, Fusion, Rain
	Digital Zoom	Thermal: 1x, 2x, 4x
	Thermal / Optical	Thermal/Optical/Fusion image/Picture in Picture
	Picture in Picture	Support Thermal View in Optical View
	Fusion	Support (Thermal View and Optical View Combined)
	Record Video	Support on-board video recording
Thermography	Rules	Max. Temperature; Min. Temperature; Center Temperature; Custom Point/Line/Area Thermography
	Range	-20 °C to 550 °C (-4 °F to 1022 °F)
	Accuracy	Max (±2 °C, ±2%)
Battery	Battery Type	Dismountable and rechargeable Li-ion Battery
	Battery Operating Time	5 hours in normal temperature, with Wi-Fi, Bluetooth, and supplement light off 4 hours in normal temperature, with Wi-Fi, Bluetooth, and supplement light on
Functions	Laser Light	Support (Point to the thermography target)
	Storage	Built-in memory module (16 G)
	Photo	Thermal/Optical/Fusion Image
	Video	Thermal/Optical/Fusion Image
	Lighting	Support
	Wi-Fi	Support

Image Display Modes


Thermal



Fusion




PIP



Optical



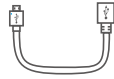
Accessories



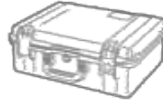
User Manual (x1)



Power Adapter
Kit (x1)



USB Cable (x1)



Professional Carry
Case (x1)



Wrist Strap (x1)



Battery (x2)



Charging
Dock (x1)

Product Applications



HVAC Inspection



Switchgear Inspection



Solar Panel Inspection



Electric Panel Inspection



Industrial Motor Inspection



Building Inspection

Ordering Information

Gazelle G9701 160 x 120 Industrial Thermal Imager; 25 Hz

Included

Thermal Camera; AC Power Supply (including universal adapters);
USB Cable; Hard Carry Case; Wrist Strap; User Manual
Batteries: Charging Dock Station
Available by free download: Gazelle Desktop Software & User Manual



Desktop and Mobile Software Available

- Supports Wi-Fi connection and WLAN hotspot
- Edit and optimize images for simpler analysis
- Generate detailed reports

Thermal Imager, 192x144p

G9700 Series - G9701PRO

The GAZELLE G9701PRO Infrared Thermal Imager delivers industrial performance troubleshooting to boost your team's productivity. With 192 x 144 resolution, the G9701PRO will enable you to inspect large areas quickly and easily up to 550°C for your HVAC, switchgear, solar & electric panel, electrical, mechanical, and building problems. The camera's manual focus enables you to precisely target areas allowing the camera to maintain sharp images & accurate results. The 3.5inch LCD screen displays infrared images in 4 modes – thermal, fusion, optical, and picture-in-picture to help you find problems faster. Additionally, with 16GB of internal storage, you can document and store thousands of pictures and videos easily. The rechargeable lithium-ion battery can work without a break with for up to 5 hours, giving users peace of mind as they work through challenging tasks. With an ergonomic, rugged build, the G9701PRO withstands a 2-meter drop test, and with the IP54 rating against dust and water particles, users can work efficiently across several applications. The GAZELLE Mobile and PC software application for thermal imagers allows you to get more from your device with features like remote access to use the camera in real-time to document pictures & videos, tools to optimize images, and create detailed, professional reports.



- Thermal resolution 192 x 144 (27,648 pixels)
Super resolution 384 x 288 (110,592 pixels)
- 8 MP resolution (optical)
- DDE, 3D DNR, and adaptive AGC
- 640 x 480 resolution
- 3.5" LCD touch display
- Up to five hours continuous running

Standard Accessories

- User Manual
- Power Adapter Kit
- USB Cable
- Professional Carry Case
- Wrist Strap
- Battery
- Charging Dock

Functions

Thermography

Device detects the real-time temperature and display it on the screen.

Storage

Device is equipped with built-in memory module to store recorded videos, captured snapshots, and important data.

Fusion

Device can display fusion of thermal view and optical view.

Palette and Alarm

Device supports multiple palettes, and you can set the palette mode according to the alarm function.

LED Light

LED Light supplement makes the device a torch in required scenarios.

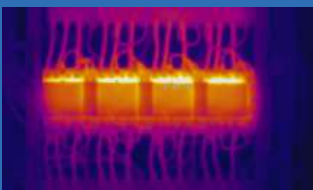
Laser Light Supplement

Long-distance laser light supplement to point the thermography target.


Specifications		Best Accuracy
Thermal Module	Image Sensor	Uncooled Focal Plane Arrays
	Resolution	25Hz: 192 x 144 (thermal resolution) 384 x 288 (super resolution)
	Pixel Pitch	17µm
	Response Waveband	8µm to 14µm
	NETD	< 40 mk (@ 25 °C, F#=1.0)
	Field of View	25° x 18.7°
	Focal Length	6.2 mm (Manual Focus)
	IFOV	2.74 mrad
	Aperture	F 1.1
Optical Module	Picture Resolution	Configurable: 2 MP, 5 MP, 8 MP
	Video Resolution	640 x 480
Image Display	Monitor	640 x 480 resolution, 3.5" LCD touch display
	Palettes	Black hot, White hot, Red hot, Rainbow, Ironbow, Fusion, Rain
	Digital Zoom	Thermal: 1x, 2x, 4x
	Thermal / Optical	Thermal/Optical/Fusion image/Picture in Picture
	Picture in Picture	Support Thermal View in Optical View
	Fusion	Support (Thermal View and Optical View Combined)
	Record Video	Support on-board video recording
Thermography	Rules	Max. Temperature; Min. Temperature; Center Temperature; Custom Point/Line/Area Thermography
	Range	-20 °C to 550 °C (-4 °F to 1022 °F)
	Accuracy	Max (±2 °C, ±2%)
Battery	Battery Type	Dismountable and rechargeable Li-ion Battery
	Battery Operating Time	5 hours in normal temperature, with Wi-Fi, Bluetooth, and supplement light off 4 hours in normal temperature, with Wi-Fi, Bluetooth, and supplement light on
Functions	Laser Light	Support (Point to the thermography target)
	Storage	Built-in memory module (16 G)
	Photo	Thermal/Optical/Fusion Image
	Video	Thermal/Optical/Fusion Image
	Lighting	Support
	Wi-Fi	Support

Image Display Modes


Thermal



Fusion




PIP



Optical



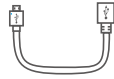
Accessories



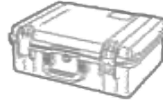
User Manual (x1)



Power Adapter
Kit (x1)



USB Cable (x1)



Professional Carry
Case (x1)



Wrist Strap (x1)



Battery (x2)



Charging
Dock (x1)

Product Applications



HVAC Inspection



Switchgear Inspection



Solar Panel Inspection



Electric Panel Inspection



Industrial Motor Inspection



Building Inspection

Ordering Information

Gazelle G9701PRO 160 x 120 Industrial Thermal Imager; 25 Hz

Included

Thermal Camera; AC Power Supply (including universal adapters);
USB Cable; Hard Carry Case; Wrist Strap; User Manual
Batteries: Charging Dock Station
Available by free download: Gazelle Desktop Software & User Manual



Desktop and Mobile Software Available

- Supports Wi-Fi connection and WLAN hotspot
- Edit and optimize images for simpler analysis
- Generate detailed reports

Li-Ion Battery for G9701

G9701-BAT



- Battery Type: Lithium Battery
- Battery Voltage: 3.7V
- Battery Capacity: 5000 mAh

Battery Charging Dock for G9701

G9701-CHA



- Power Input: 100~240V/0.7A
- Power Output: 12V/2A



Scan for video

Advanced Thermal Imager, 640x512p

G9700 Series - G9706

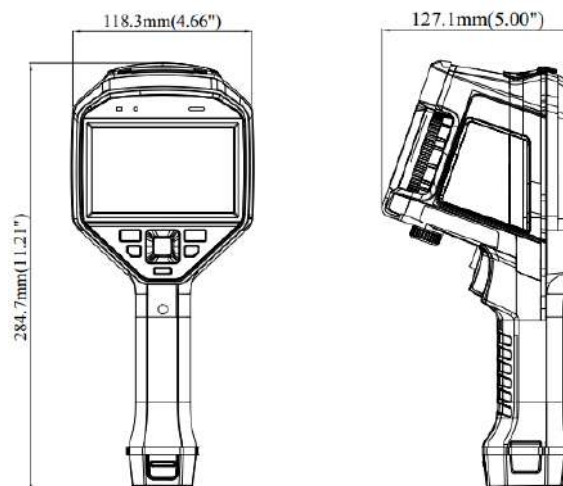
The GAZELLE G9706 Advanced Thermal Imager is packed with the high-performance features needed for fast and accurate surveying of high-voltage, hazardous targets, to safely and quickly diagnose hotspots that could lead to electrical and mechanical failures. If you are new to thermal imaging or if your camera is being used by a team with varying levels of thermal imaging experience, the G9706 offers a unique combination of 640 x 512 thermal resolution and field of view that allows even a novice thermographer to capture crisp and vibrant images and diagnose critical issues before they lead to system failures. Equipped with both manual and autofocus, you can target areas as close as 6in, or focus on larger areas from a greater distance.

With temperature measurements up to 650°C, it helps quickly and accurately identify temperature problems in most industrial environments. The intuitive touch screen visual interface allows you to easily navigate the device and diagnose issues with sharper onscreen images, thanks to the 800 x 480 screen resolution. The G9706 also comes with an optional interchangeable lens covering the complete coverage of near and distant targets with 0.5x wide angle, as well as 2x and 3x zoom options.




- Thermal resolution: 640 x 512 (327 680 pixels)
- NETD: < 35 mK (@ 25 °C, F#=1.0)
- Temperature measurement range: -20 °C to 650 °C (-4 °F to 1202 °F)
- Accuracy: Max (± 2 °C/3.6 °F, $\pm 2\%$)
- Measurement presets: Center spot, Hot spot, Cold spot, User Preset Point/Line/Area
- Auto/Manual/Laser focus
- 50 Hz image frequency
- 4.3" LCD touch screen display
- 8 MP optical camera
- Up to 4 hours continuous running

Dimensions



Specifications		Best Accuracy
Thermal Module	Image Sensor	Vanadium Oxide Uncooled Focal Plane Arrays
	IR Resolution	640 x 512 (327 680 pixels)
	Pixel Pitch	17µm
	Spectral Range	8µm to 14µm
	NETD	< 35 mK (@ 25 °C, F#=1.0)
	Focal Length	25 mm
	Field of View	25° × 19°
	Image Frequency	50 Hz
	Focus	Continuous Autofocus/Autofocus/Manual Focus/Laser Assisted Focus
	IFOV (Spatial Resolution)	0.68 mrad
	Aperture	F1.1
	Minimum Focus Distance	0.3 m (0.98 ft)
Optical Module	Picture Resolution	Configurable: 2 MP, 5 MP, 8 MP
	Video Resolution	640 x 480
	Focus	Fixed
	FOV	25° × 19°
Image Display	Display	800 x 480 resolution, 4.3" LCD touch screen
	Color Palettes	Black hot, White hot, Red hot, Rainbow, Ironbow, Fusion, Rain
	Digital Zoom	Thermal: 1x, 2x, 4x, 8x
	Image Modes	Thermal/Optical/Fusion image/Picture in Picture
	Picture in Picture	Thermal Picture in Optical Picture
	Fusion	Thermal Picture and Optical Picture Combined
Measurement and Analysis	Object Temperature Range	-20 °C to 650 °C (-4 °F to 1202 °F)
	Accuracy	Max (±2°C/3.6°F, ±2%)
	Measurement Presets	Center Spot, Hot Spot, Cold Spot, Off
	Point	10 User Presets
	Line	1 User Presets
	Area	3 User Presets
	High Temperature Alarm	Audible Warning
Storage	Color Alarm (Isotherm)	Above/Below/Interval/Insulation
	Storage Media	Removable Micro SD Card (64 GB)
	Image Storage Capacity	60,000 Images
	Image File Format	JPEG with Measurement Data Included
	Video Storage Capacity	54 Hours

Packing List



Quick Start Guide (x1)



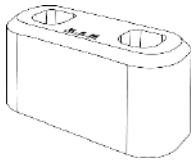
Type-C Cable (x1)



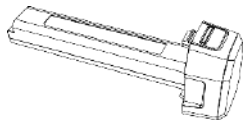
Hand Strap (x1)



CVBS Cable (x1)



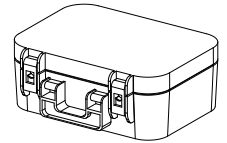
Charging Base (x1)



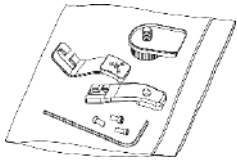
Battery (x2)



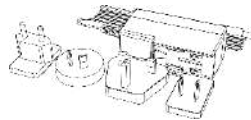
Micro SD Card (x1)



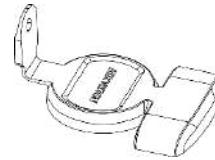
Box (x1)



Tools Package (x1)



Charger (x1)



Lens Cover (x1)

Optional



Teleconverter 0.5x



Teleconverter 2x



Teleconverter 3.3x



Desktop and Mobile Software Available

- Supports Wi-Fi connection and WLAN hotspot
- Edit and optimize images for simpler analysis
- Generate detailed reports

Pocket Thermography Camera, 256x192p

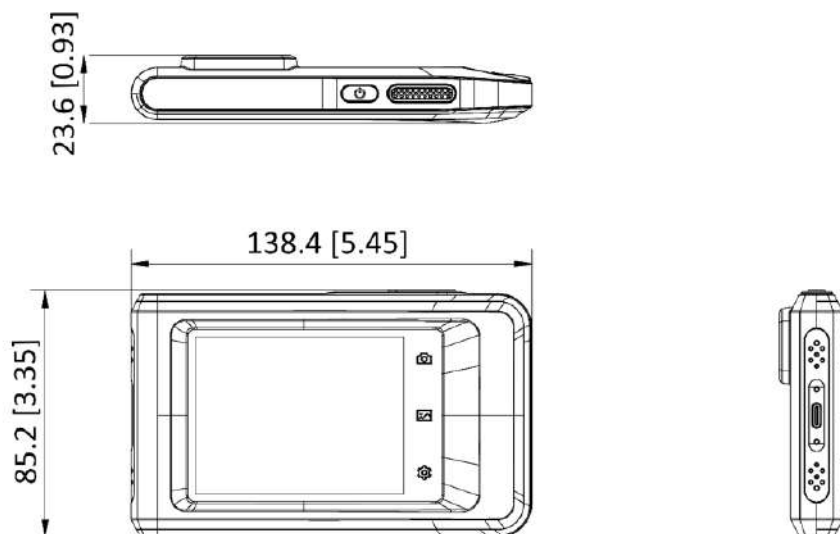
G9700 Series - G9710

GAZELLE Pocket Thermography Camera is equipped with a high-resolution VOx detector, an 8 MP optical camera, and a 3.5" LCD touch screen. It helps you quickly and efficiently locate the hidden problems and accurately measure abnormal temperature. The wide temperature range of -20°C to 400°C is ideal for building inspection, HVAC, electrical, and mechanical equipment maintenance. The 25 Hz frame rate keeps up with fast inspections, and the Wi-Fi function allows the Pocket to share images in real time. It is a powerful thermography tool in your pocket, so it is always there whenever you need it.



- Thermal resolution: 256 × 192 (49, 152 pixels), NETD: < 40 mK (@ 25°C, F# = 1.0)
- Accurately measure temperature from -20°C to 400°C (-4°F to 752°F)
- Accuracy: Max. (± 2°C/3.6°F, ± 2%)
- 25 Hz image frequency
- Thermal, fusion, PIP, and optical modes, 8 MP optical camera
- Manual, automatic, and 1-Tap level and span
- High temperature alarm
- Built-in 16 GB memory
- LED work light
- 1.0x to 4.0x continuous digital zoom
- 8 MP Optical camera
- Up to 4 hours continuous running

Dimensions




Unit: mm [inch]

Specifications		Best Accuracy
Infrared Image	IR Resolution	256 × 192 (49, 152 pixels)
	NETD	< 40 mK (@ 25°C, F#=1.0)
	Image Frequency	25 Hz
	Detector Pitch	12 μm
	Spectral Range	7.5 to 14 μm
	Focal Length	3.5 mm
	F-number	F1.1
	Field of View (FOV)	50° x 37.2°
	Spatial Resolution (IFOV)	3.43 mrad
	Min. Focus Distance	0.3 m (0.98 ft)
	Focus Mode	Focus Free
Image Display	Visual Camera	3264 × 2448 (8 MP)
	Display	640 × 480 Resolution, 3.5" LCD Touch Screen
	Screen Brightness	Manual
	Digital Zoom	1.0x to 4.0x continuous
	Color Palettes	White Hot, Black Hot, Rainbow, Ironbow, Red Hot, Fusion, Rain
	Image Modes	Thermal/Visual/Fusion/PIP/Blending
Measurement and Analysis	Object Temperature Range	-20°C to 400°C (-4°F to 752°F)
	Accuracy	Max (±2°C/3.6°F, ±2%), for the ambient temp. 15°C to 35°C (59°F to 95°F) and object temp. above 0°C (32°F)
	Measurement Tools	Center Spot, Hot Spot, Cold Spot
	Level and Span Mode	Auto/Manual/1-Tap Touch-screen
Data Storage and Communication	Storage Media	Built-in 16 GB flash memory
	Image Storage Capacity	Approx. 60,000 Images
	Annotations	Voice note: max. 60 seconds; Text note: max. 200 characters
	Video Storage Capacity	Approx. 54 hours
	Video File Format	MP4 video
General	Wi-Fi	802.11 b/g/n (2.4 GHz and 5 GHz)
	Bluetooth	Bluetooth 4.2
	USB Interface	USB Type-C
	LED Light	Yes
	Battery Type	Rechargeable Li-ion battery
	Battery Operating Time	Approx. 4 hours
	Battery Charging Time	Approx. 2.5 hours fully charged
	Protection Level	IP54
	Drop Test Height	2 m (6.56 ft)
	Working Temperature Range	-10°C to 50°C (-4°F to 122°F)
	Storage Temperature Range	-20°C to 60°C (-4°F to 140°F)
	Relative Humidity	< 95% non-condensing
	Weight	Approx. 218 g (0.481 lb)
	Dimension	138.5 × 85.2 × 23.6 mm (5.45 × 3.35 × 0.93 in)
Tripod Mounting	UNC ¼"-20	

Packing List



Camera (x1)



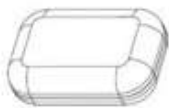
Quick Start Guide (x1)



Power Supply (x1)



USB Cable (x1)



Carrying Pouch (x1)



Wrist Strap (x1)

Optional



P201- MACRO



2925ZJ-TM01-BRACKET
(Accessory Included)



Desktop and Mobile Software Available

- Supports Wi-Fi connection and WLAN hotspot
- Edit and optimize images for simpler analysis
- Generate detailed reports

Heavy Duty Test Lead Probes

G9901

The Gazelle G9901 Heavy Duty Test Lead Probes are designed to enhance your ability to take electrical measurements for a variety of electronics, industrial and automotive applications.



- Leads length: 900mm, Rod length: 136mm
- Tip length: 15.7mm
- Safety level: CAT III 1000V/CAT IV 600V 20A
- Safety certificate: EN 61010-031 A1: 2015
- Features and application: UL 16AWG double insulated wire

Universal Tripod

G9903

The Gazelle G9903 Universal Tripod is made of high-quality aluminum alloy and engineering plastic, which is strong and resistant to falling. It is equipped with a storage bag for easy carrying.



- Adjustable height 600 mm to 1500 mm
- Four-section lever-lock legs provide flexibility
- Universal interface 5/8" screw with 1/4" adapter
- Reinforcement support design

Standard Accessories

- Carrying Bag

Appliance Pass and Failed Labels

G9904



- Easy peel 38x25mm adhesive labels for PAT tested equipment
- Polyvinyl labels for extreme durability
- Each pass label contains space for writing a test date, next due date, fuse rating, appliance ID and the name of the person who carried out the PAT test
- Each fail label contains space for writing a test date, appliance ID and the name of the person who carried out the PAT test pressure monitoring and recording

Items Included

- 1000 pcs. pass stickers roll
- 200 pcs. fail stickers roll

Sleeve Terminal Crimper

Crimping capacity: outer diameter
0.25-6 mm²



SKU	SKU Description
G80401	0.25-6 mm ² Sleeve Terminal Crimper

Non-Preinsulated Terminal Crimper

Crimping capacity: outer diameter
0.5-1 / 1-2.5 / 4-6 mm²



SKU	SKU Description
G80402	0.5-1 / 1-2.5 / 4-6 mm ² Non-Preinsulated Terminal Crimper

Pre-Insulated Terminal Crimper

Crimping capacity: outer diameter
1-6 mm²



SKU	SKU Description
G80403	1-6 mm ² Pre-Insulated Terminal Crimper

Manual Hydraulic Crimping Tool

G9600 Series - G9621



- Crimping head rotates 360°
- Two stage hydraulic, automatic pressure release
- Super quick, light, durable
- Flip top style for easy access to the fitting

Standard Accessories

- Hydraulic Crimping Tool
- Crimping Dies 6-300mm² (6,10, 16, 25, 35, 50, 70, 95, 120, 150, 185, 240, 300)
- Carry Case
- User Manual

Specifications	Range
Crimping Force	6t
Stroke	17mm
Rated Pressure	700bar
Crimping Capacity	Max 300mm ²
Net Weight	3.8kg
Standard Dies	Cu50-300mm ²
Dimensions	50x17x7 cm
PP Plastic Case	67x30x12 cm

Manual Hydraulic Crimping Tool

G9600 Series - G9622



- Crimping head rotates 360°
- Two stage hydraulic, automatic pressure release
- C-head with 42mm opening width for easy access to the fitting
- Suitable for crimping cable terminal, C-clamp, connector and overhead line

Standard Accessories

- Hydraulic Crimping Tool
- Crimping Dies 6-400mm² (6,10, 16, 25, 35, 50, 70, 95, 120, 150, 185, 240, 300, 400)
- Carry Case
- User Manual

Specifications	Range
Crimping Force	12t
Stroke	42mm
Rated Pressure	700bar
Crimping Capacity	Max 400mm ²
Net Weight	6.1kg
Standard Dies	Cu70-400mm ²
Dimensions	56x17x7 cm
PP Plastic Case	67x30x12 cm

Battery Powered Hydraulic Crimping Tool

G9600 Series - G9631



Standard Accessories

- Hydraulic Crimping Tool
- Crimping Dies 6-150mm² (6,10, 16, 25, 35, 50, 70, 95, 120, 150)
- Battery x 2 pcs (2.0Ah x 1 pc and 4.0Ah x 1 pc)
- Charger x 1 pc (UK Plug)
- Carry Case
- User Manual

Specifications	Range
Crimping Force	3.5t
Stroke	10mm
Oil Reservoir	50ml
Crimping Capacity	Max Cu150mm ²
Cutting Range	/
Net Weight	2.2kg
Packing Case	Plastic Case
Standard Dies	Cu10-150mm ²
Package Size	59x51x14 cm

Battery Powered Hydraulic Crimping Tool

G9600 Series - G9632



Standard Accessories

- Hydraulic Crimping Tool
- Crimping Dies 6-300mm² (6,10, 16, 25, 35, 50, 70, 95, 120, 150, 185, 240, 300)
- Battery x 2 pcs (2.0Ah x 1 pc and 4.0Ah x 1 pc)
- Charger x 1 pc (UK Plug)
- Carry Case
- User Manual

Specifications	Range
Crimping Force	6t
Stroke	17mm
Oil Reservoir	50ml
Crimping Capacity	Max Cu300mm ² / Al240mm ²
Cutting Range	/
Net Weight	2.91kg
Packing Case	Plastic Case
Standard Dies	Cu16-300mm ²
Package Size	59x51x14 cm

Battery Powered Hydraulic Crimping Tool

G9600 Series - G9633



- Flip top style, crimping head rotates 360°
- Two stage hydraulic, automatic pressure release
- LCD screen, display crimping times
- Equipped with LED work lights to make work easier
- High-capacity 18V power-on display lithium battery with fast charger
- PP plastic, molding in one, strong and anti-impact

Standard Accessories

- Hydraulic Crimping Tool
- Crimping Dies 6-300mm² (6,10, 16, 25, 35, 50, 70, 95, 120, 150, 185, 240, 300)
- Battery x 2 pcs (18V, 4.0Ah)
- Charger x 1 pc (UK Plug)
- Carry Case
- User Manual

Specifications	Range
Crimping Force	6t
Stroke	17mm
Rated Pressure	700bar
Crimping Capacity	Max 300mm ²
Net Weight	4.2kg
Standard Dies	Cu50-300mm ²
Dimensions	28x7x29 cm
Packing Size	59x51x14 cm

Battery Powered Hydraulic Crimping Tool

G9600 Series - G9634



- Flip top style, crimping head rotates 360°
- Two stage hydraulic, automatic pressure release
- LCD screen, display crimping times
- Equipped with LED work lights to make work easier
- High-capacity 18V power-on display lithium battery with fast charger
- PP plastic, molding in one, strong and anti-impact

Standard Accessories

- Hydraulic Crimping Tool
- Crimping Dies 6-400mm² (6,10, 16, 25, 35, 50, 70, 95, 120, 150, 185, 240, 300, 400)
- Battery x 2 pcs (18V, 4.0Ah)
- Charger x 1 pc (UK Plug)
- Carry Case
- User Manual

Specifications	Range
Crimping Force	12t
Stroke	42mm
Rated Pressure	700bar
Crimping Capacity	Max 400mm ²
Net Weight	6.8kg
Standard Dies	Cu50-400mm ²
Dimensions	44x7x28 cm
Packing Size	59x51x14 cm

Hydraulic Hand Pump

G9600 Series - G9645-II



- Double action speed pump
- Built in High-pressure and Low-pressure free switching valve
- Made of aluminum-titanium alloy
- Corrosion resistance,
- Impact resistance
- Suitable for various harsh environments
- Compatible with multiple tools
- Maximum Pressure: 700bar

Standard Accessories

- Hydraulic Hand Pump
- 2m Hose

Note:

Compatible for G9636 crimping head or G9646 cutting head and multiple tools

Specifications	Range
Rated Pressure	700bar
Pump Weight	5.0 kg
Transportation Box Weight	1.2 kg
Pump Dimensions (Hose not Included)	61 × 13 × 17cm
Transportation Box Dimensions	74 × 20 × 21cm

Battery Powered Hydraulic Pump

G9600 Series - G9635



- Automatic reset
- Fast oil return
- Real-time display
- Wired control & wireless remote control
- Compatible with multiple tools

Standard Accessories

- 2 Batteries (18V / 4.0Ah)
- 1 Charger (UK Plug)
- 2m Hose
- Wired Remote Control
- Wireless Remote Control
- Canvas Carrying Bag

Specifications	Range
Rated Pressure	700bar
Oil Output at High Pressure (20-700bar)	0.2L / min, 2 Batteries
Oil Output at Low Pressure (0-20bar)	0.1L / min, 1 Battery
Tank Capacity	1.3L / min, 2 Batteries
Working Noisy	0.65L / min, 1 Battery
Battery Type	0.7L
Battery Voltage	83dB(A)
Output Current	Lithium Battery
Charging Time	18.0V DC
Weight	4.0A
	40min
	7.5kg

Hydraulic Foot Pump

G9600 Series - G9645



Maximum Pressure:

- 700bar

Note:

Compatible for G9636 crimping head or G9646 cutting head

Specifications	Range
Rated Pressure	700bar
Pump Weight	8.8kg
Transportation Box Weight	4.5kg
Pump Dimensions (Hose not Included)	560 × 180 × 205mm
Transportation Box Dimensions	720 × 200 × 300mm

Hydraulic Crimping Head

G9600 Series - G9636



- U-type crimping head, sturdy and durable
- Pin-type crimping head for easy access to the fitting
- Quick couple for easy disassembly
- Powered by single acting hydraulic pump
- Light weight, suitable for overhead line work

Standard Accessories

- Crimping Dies 16-630mm²
- Canvas Carrying Bag

Specifications	Range
Crimping Force	25t
Stroke	20mm
Rated Pressure	700bar
Crimping Capacity	630mm ²
Weight	5.5kg
Packing	Canvas Bag

Hydraulic Cutting Head

G9600 Series - G9646



Cutting capacity of:

- Max of 12T force
- 105mm dia. of Cu / Al / Light armoured cable

Note:

Compatible for G9645 foot pump or G9635 battery operated pump

Specifications	Range
Output Force	12t
Cutting Capacity	≤φ105mm
Rated Pressure	700bar
Weight	7.5kg
Length	550mm
Packing	Plastic Case

Ratchet Cable Cutter



SKU	SKU Description
G80404	52 mm Ratchet Cable Cutter

Manual Hydraulic Cutting Tool

G9600 Series - G9641



Specifications	Range
Output Force	6t
Rated Pressure	700bar
Cutting Capacity	Max: \varnothing 50mm Cu/Al
	10kV 400mm ²
Net Weight	3.9kg
Dimensions	56x17x8 cm
Packing Size	51x22x11 cm

Manual Hydraulic Cutting Tool

G9600 Series - G9642



Specifications	Range
Output Force	12t
Rated Pressure	700bar
Cutting Capacity	Max: \varnothing 55mm Cu/Al/ACSR
	Max: \varnothing 22mm Steel Bar
Net Weight	7kg
Dimensions	61x17x8.5 cm
Packing Size	51x22x11 cm

Battery Powered Hydraulic Cutting Tool

G9600 Series - G9651



Standard Accessories

- Battery x 2 pcs (18V, 4.0Ah)
- Charger x 1 pc (UK Plug)

Specifications	Range
Output Force	12t
Rated Pressure	700bar
Cutting Capacity	Max: \varnothing 105mm Cu/Al Max: (10kV) 3x300mm ² Armored Cable
Net Weight	10.7kg
Dimensions	640x90x280 mm
Packing	Plastic Case
Packing Size	66x48x12.5 cm

Hydraulic Cutting Head

G9600 Series - G9646



Cutting capacity of:

- Max of 12T force
- 105mm dia. of Cu / Al / Light armoured cable

Note:

Compatible for G9645 foot pump or G9635 battery operated pump

Specifications	Range
Output Force	12t
Cutting Capacity	≤φ105mm
Rated Pressure	700bar
Weight	7.5kg
Length	550mm
Packing	Plastic Case

Hydraulic Cutting Head



G9647



G9648



G9649



G9649-II



G9650

Specifications	G9647	G9648	G9649	G9649-II	G9650
Output Force	10t	10t	18t	30t	10t
Cutting Capacity	120mm	130mm	185mm	160mm	170mm
Rated Pressure	700bar	700bar	700bar	700bar	700bar
Weight	12kg	20kg	24kg	24kg	25kg
Dimension	66 x 24 x 10cm	66 x 24 x 10cm	78 x 26 x 10cm	97 x 34 x 15cm	66 x 24 x 10cm
Pump Requirements	Single Action	Single Action	Single Action	Dual Action	Single Action
Packing	Plastic Case	Plastic Case	Wooden Case	Wooden Case	Plastic Case

Sheet Steel Puncher



Specification	Range
Model	G9685
Standard Dies	6 Set - 1/2" 3/4" 1" 1 1/4" 1 1/2" 2"
Output Force	9t
Rated Pressure	700bar
Punching Capacity	Plain Sheet Steel 3.2mm
	Stainless Sheet Steel 1.6mm

Busbar Cut and Punch Series

G9680 Series - G9686 & G9688



G9686



G9688

G9686

- Busbar punching tool
- Standard sets of dies ϕ 8, 10.5, 13.5, 17.5, 20.5mm

Standard Accessories

- Punching Head
- Punching Dies ϕ 8, 10.5, 13.5, 17.5, 20.5mm

Note:

Compatible with G9645 foot pump, G9745-II hand pump, G9635 battery operated pump

G9688

- Busbar punching tool
- Standard sets of dies ϕ 8, 10.5, 13.5, 17.5, 20.5mm

Standard Accessories

- Punching Head
- Punching Dies ϕ 8, 10.5, 13.5, 17.5, 20.5mm

Note:

Compatible with G9645 foot pump, G9745-II hand pump, G9635 battery operated pump

Specifications	G9686	G9688
Punching Force	31t	60t
Max Thickness	Cu/Al 13mm, Plain Steel10mm	Cu/Al 13mm, Plain Steel10mm
Rated Pressure	700bar	700bar
Punching Dies Included	Φ 8, 10.5, 13.5, 17.5, 20.5mm	Φ 16, 18, 22, 24mm
Weight	13.5kg	34kg
Dimension	25x10x37cm	-
Packing	Steel Case	Steel Case

Busbar Cut and Punch Series

G9680 Series - G9681, G9683 & G9684



- Copper and Aluminum Busbar cutting tool
- Quick cut with smooth cut surface, chipping, cut waste easy to recycle
- V-type blade ensure cut surface not depressed, efficient contact area of busbar
- Scale engraved helps the center adjustment easier
- Quick coupler for easy disassembly
- Powered by single acting hydraulic pump

Standard Accessories

- Cutting Head


Note:

Compatible with G9645 foot pump, G9745-II hand pump, G9635 battery operated pump

Specifications	G9681	G9683	G9684
Cutting Force	25t	30t	40t
Max Thickness	12mm	12mm	16mm
Rated Pressure	700bar	700bar	700bar
Max Cutting Width	150mm	200mm	200mm
Weight	28kg	35kg	46.5kg
Unit Dimension	27 x 19 x 42cm	31 x 20 x 42cm	33 x 20 x 45cm
Packing	Steel Case	Steel Case	Steel case
Packing Dimension	38 x 27 x 46cm	38 x 27 x 46cm	50 x 32 x 46cm

Hydraulic Bearing Puller Series

G9670 Series - G9671 & G9672



- Three jaws bearing puller
- High strength alloy steel forged
- Four sections foldable and removable handle, easy to operate
- 360 ° swivel seat
- Puller body is equipped with a safety valve
- Hydraulic cylinder hard chrome treatment to strengthen hardness
- Claw load is more than 120% of the rated load

Standard Accessories

- Hydraulic Bearing Puller

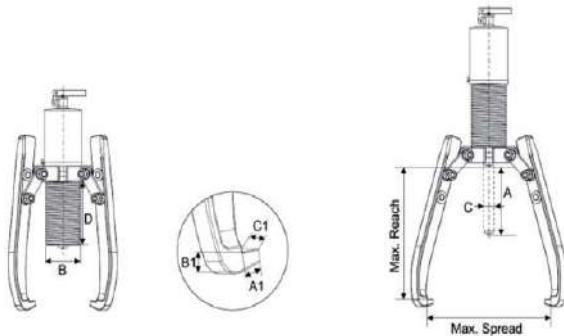
Note:

With built-in hydraulic pump

Specifications	G9671	G9672
Force	12t	30t
Stroke (A)	85mm	111mm
Pressure Area	14.45cm ²	42cm ²
Claw Depth	260mm	435mm
Claw Distance	375mm	550mm
Weight	9.5kg	36kg
Top	B = 60mm	B = 98mm
	C = 28mm	C = 50mm
	D = 118mm	D = 115mm
Claw End	A1 = 14mm	A1 = 20mm
	B1 = 10mm	B1 = 27mm
	C1 = 29mm	C1 = 38mm

Hydraulic Bearing Puller Series

G9670 Series - G9673 & G9674



- Three jaws bearing puller
- High strength alloy steel forged
- Four sections foldable and removable handle, easy to operate
- 360 ° swivel seat
- Puller body is equipped with a safety valve
- Hydraulic cylinder hard chrome treatment to strengthen hardness
- Claw load is more than 120% of the rated load

Standard Accessories

- Hydraulic Bearing Puller

Note:

Compatible with G9645 foot pump, G9745-II hand pump, G9635 battery operated pump

Specifications	G9673	G9674
Force	12t	30t
Stroke (A)	85mm	111mm
Pressure Area	14.45cm ²	42cm ²
Claw Depth	260mm	435mm
Claw Distance	375mm	550mm
Weight	9.5kg	34kg
Top	B = 60mm	B = 98mm
	C = 28mm	C = 50mm
	D = 118mm	D = 115mm
Claw End	A1 = 14mm	A1 = 20mm
	B1 = 10mm	B1 = 27mm
	C1 = 29mm	C1 = 38mm

18V Charger

Input: 100-240V,
80W 50-60Hz



SKU	SKU Description
G9691	18V Charger

18V Battery



G9692



G9694

SKU	SKU Description
G9692	18V, 2.0Ah Battery
G9694	18V, 4.0Ah Battery

Diagonal Pliers



Tri-material comfort
grip handle



CR-V Material

SKU	SKU Description
G80153	6" CR-V Diagonal Plier
G80154	7" CR-V Diagonal Plier

End Cutting Plier



Tri-material comfort
grip handle



CR-V Material

SKU	SKU Description
G80157	7" CR-V End Cutting Plier

Linesman Pliers



Tri-material comfort grip handle



CR-V Material

SKU	SKU Description
G80155	6" CR-V Linesman Pliers
G80156	8" CR-V Linesman Pliers

Long Nose Pliers



Tri-material comfort grip handle



CR-V Material

SKU	SKU Description
G80151	6" CR-V Long Nose Pliers
G80152	8" CR-V Long Nose Pliers

Combination Pliers

Made from
forged carbon steel



Polished finish

Comfort grip PVC handle

SKU	SKU Description
G80179	6" Combination Plier
G80180	8" Combination Plier

Side Cutting Pliers

Made from
forged carbon steel



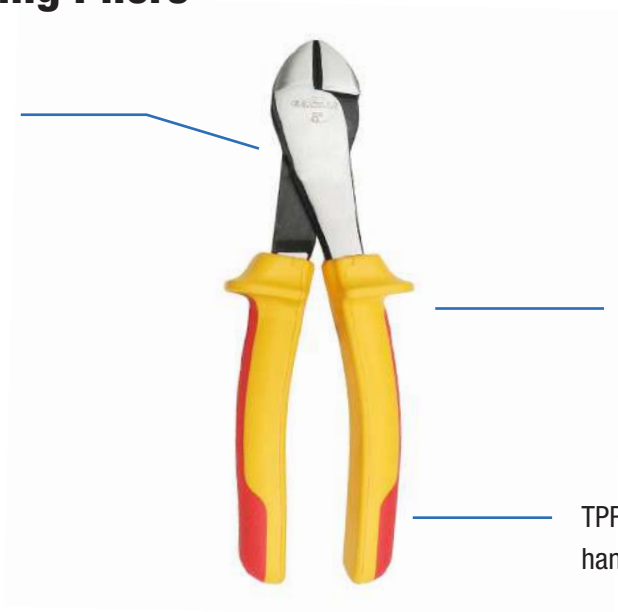
Polished finish

Comfort grip PVC handle

SKU	SKU Description
G80181	6" Side Cutting Plier
G80182	8" Side Cutting Plier

Insulated Side Cutting Pliers

Made from
forged carbon steel



Insulated protection
for voltage up to 1000V

TPR handle with guard prevents
hand contact with conductive parts

SKU	SKU Description
G80187	6" Insulated Side Cutting Plier
G80188	8" Insulated Side Cutting Plier

Insulated Long Nose Pliers

Made from
forged carbon steel



Insulated protection
for voltage up to 1000V

TPR handle with guard prevents
hand contact with conductive parts

SKU	SKU Description
G80189	6" Insulated Long Nose Plier
G80190	8" Insulated Long Nose Plier

Insulated Combination Pliers

Made from
forged carbon steel



Insulated protection
for voltage up to 1000V

TPR handle with guard prevents
hand contact with conductive parts

SKU	SKU Description
G80185	6" Insulated Combination Plier
G80186	8" Insulated Combination Plier

Insulated Wire Stripping Plier

Made from
forged carbon steel



Insulated protection
for voltage up to 1000V

TPR handle with guard prevents
hand contact with conductive parts

SKU	SKU Description
G80191	6" Insulated Wire Stripping Plier

Long Nose Pliers

Made from
forged carbon steel




Polished finish

Comfort grip PVC handle

SKU	SKU Description
G80183	6" Long Nose Plier
G80184	8" Long Nose Plier

Top Cutter

Made from
forged carbon steel



Black phosphate finish

SKU	SKU Description
G80194	7" Top Cutter

Cable Cutter



SKU	SKU Description
G80362	8" Cable Cutter

Aviation Tin Snips



SKU	SKU Description
G80120	10" Right Cut Aviation Tin Snip
G80121	10" Left Cut Aviation Tin Snip
G80123	10" Straight Cut Aviation Tin Snip

Aviation Tin Snips



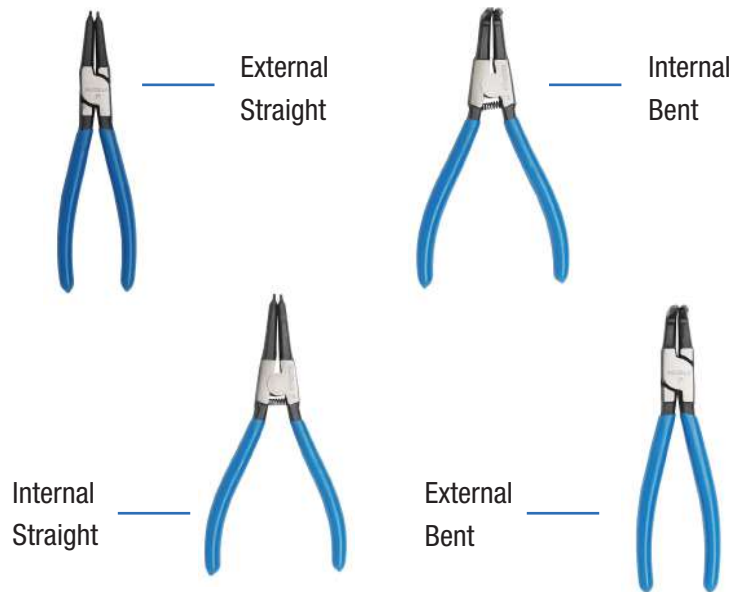

Serrated cutting edges prevent materials from slipping during use

Chrome molybdenum

Ergonomic comfort grip handle

SKU	SKU Description
G80120N	10" Right Cut Aviation Tin Snip
G80121N	10" Left Cut Aviation Tin Snip
G80123N	10" Straight Cut Aviation Tin Snip

Circlip Plier Set



SKU	SKU Description
G80198	4 pc. 7" Circlip Plier Set

MIG Welding Plier

Made from forged carbon steel



Polished finish

Comfort grip PVC handle

SKU	SKU Description
G80199	8" MIG Welding Plier

Adjustable Wrenches

Made from
Chromium Vanadium steel



Black phosphate finish

SKU	SKU Description
G80174	6" Adjustable Wrench
G80175	8" Adjustable Wrench
G80176	10" Adjustable Wrench
G80177	12" Adjustable Wrench
G80178	15" Adjustable Wrench

Waterpump Pliers

Made from
Chromium Vanadium steel



Black phosphate finish

Bi-material comfort grip handle

SKU	SKU Description
G80192	10" Waterpump Plier
G80193	12" Waterpump Plier

Groove Joint Pliers



Tri-material comfort grip handle



CR-V Material

SKU	SKU Description
G80158	10" CR-V Groove Joint Pliers
G80159	12" CR-V Groove Joint Pliers

Adjustable Wrenches



Dual-material comfort grip handle

Chrome vanadium steel construction for strength


Chrome plated for rust resistance and corrosion



Measurement markings

SKU	SKU Description
G80161	6" (160 mm) Adjustable Wrench
G80162	8" (200 mm) Adjustable Wrench
G80163	10" (250 mm) Adjustable Wrench
G80164	12" (300 mm) Adjustable Wrench

Adjustable Basin Wrench



SKU	SKU Description
G80373	280mm (11") Adjustable Basin Wrench

Curved Jaw Locking Plier



Quick, easy locking and release action

Turn screw to adjust holding pressure and fit work

Chrome-vanadium steel jaw for maximum durability

Guarded release helps keep work fast and safe

SKU	SKU Description
G80285	250mm (10") Curved Jaw Locking Plier

Long Nose Straight Jaw Locking Plier



Quick, easy locking and release action

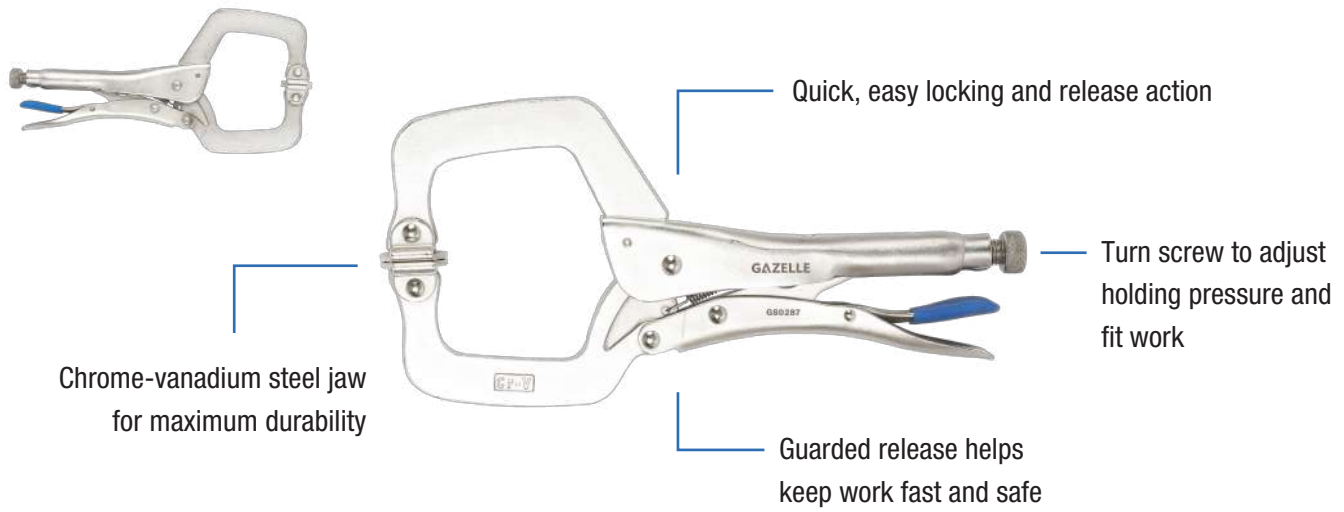
Turn screw to adjust holding pressure and fit work

Chrome-vanadium steel jaw for maximum durability

Guarded release helps keep work fast and safe

SKU	SKU Description
G80286	230mm (9") Long Nose Straight Jaw Locking Plier

C-Clamp Locking Plier




SKU	SKU Description
G80287	280mm (11") C-Clamp Locking Plier

Tape Measures w/ Rubber Cover




SKU	SKU Description
G80106	3m (10ft) Tape Measure with Rubber Cover
G80171	5m (16ft) Tape Measure with Rubber Cover
G80172	8m (26ft) Tape Measure with Rubber Cover

Chrome Tape Measure




SKU	SKU Description
G80375	5m (16ft) ×19mm Chrome Tape Measure

6-pc. Screwdriver Set (Metric)



SKU	SKU Description
G80135	6-pc Screwdriver Set (Metric)

8-pc. Screwdriver Set (Metric)



SKU	SKU Description
G80136	8-pc Screwdriver Set (Metric)

Precision Screwdriver Set



SKU	SKU Description
G80137	6-pc. Precision Screwdriver Set (Metric)

Dual-drive Ratchet Screwdriver Set



SKU	SKU Description
G80210	28-pc. Dual-drive Ratchet Screwdriver Set

6-piece Slotted Screwdriver Set



- 3x75mm Slotted Screwdriver
- 5x75mm Slotted Screwdriver
- 5x150mm Slotted Screwdriver
- 6x100mm Slotted Screwdriver
- 6x200mm Slotted Screwdriver
- 8x200mm Slotted Screwdriver

SKU

G80282

SKU Description

6-pc Slotted Screwdriver Set

6-piece Phillips Screwdriver Set



- PH0X75mm Phillipps Screwdriver
- #1x100mm Phillipps Screwdriver
- #1x150mm Phillipps Screwdriver
- #2x100mm Phillipps Screwdriver
- #2x200mm Phillipps Screwdriver
- #3x200mm Phillipps Screwdriver

SKU

G80283

SKU Description

6-pc Phillipps Screwdriver Set

5-piece Torx Screwdriver Set



Ergonomic comfort-grip handle design



Chrome-vanadium steel,
hardened and tempered

- T10x100mm Torx Screwdriver
- T15x100mm Torx Screwdriver
- T20x100mm Torx Screwdriver
- T25x100mm Torx Screwdriver
- T30x100mm Torx Screwdriver

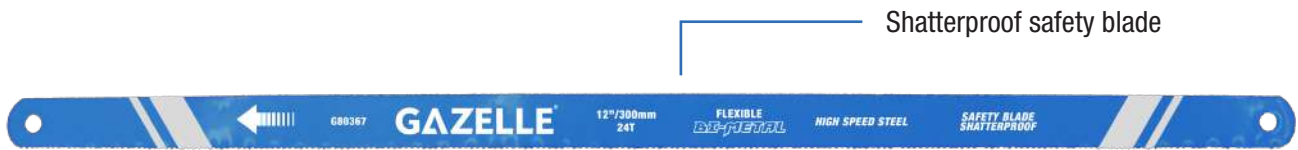
SKU	SKU Description
G80284	5-pc Torx Screwdriver Set

1/2" Torque Wrench



SKU	SKU Description
G80291	1/2" Torque Wrench 40-220 Nm

Bimetal HSS Hacksaw Blade



Flexible Bi-metal high speed steel construction

Longer lasting than regular carbon steel blade

Shatterproof safety blade

SKU	SKU Description
G80366	100-pc. Bimetal HSS Hacksaw Blade 12in, 18T
G80367	100-pc. Bimetal HSS Hacksaw Blade 12in, 24T

Bimetal Cobalt Hacksaw Blade



Flexible Bi-metal cobalt construction

Longer lasting than HSS and carbon steel blades

Shatterproof safety blade

SKU	SKU Description
G80368	100-pc. Bimetal Cobalt Hacksaw Blade 12in, 18T


Bimetal Cobalt Blade For Reciprocating Saw



Flexible Bi-metal cobalt construction

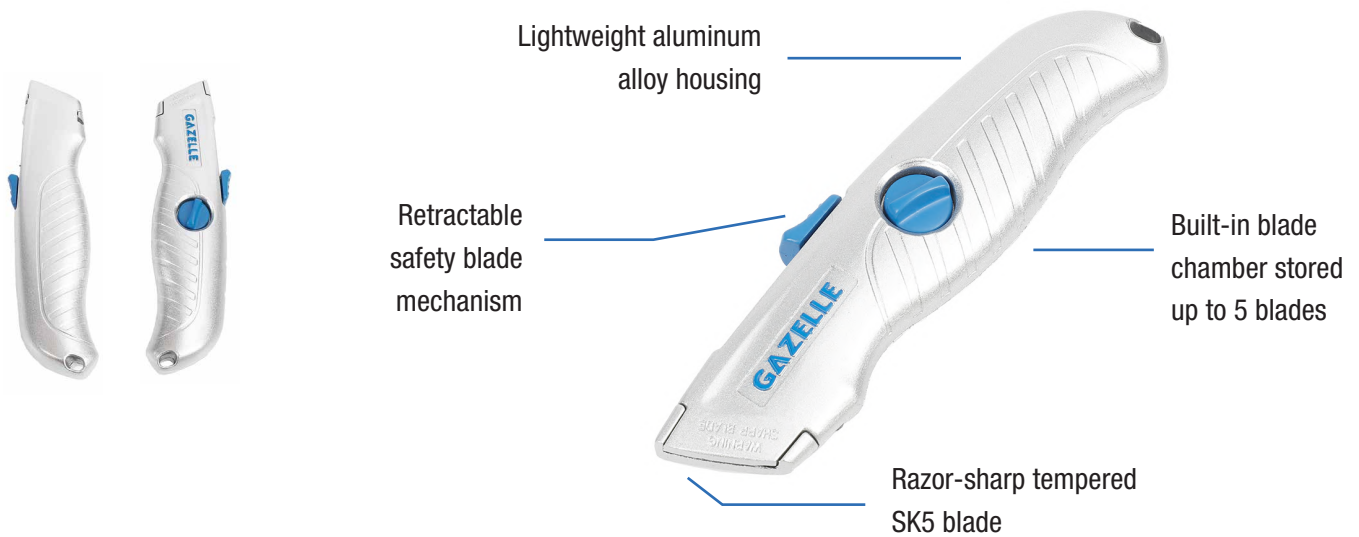
SKU	SKU Description
G80369	5-pc. Bimetal Cobalt Reciprocating Saw Blade 12in, 14T
G80384	5-pc. Bimetal Cobalt Reciprocating Saw Blade 9in, 6T
G80385	5-pc. Bimetal Cobalt Reciprocating Saw Blade 6in, 18T
G80386	5-pc. Bimetal Cobalt Reciprocating Saw Blade 8in, 10/14T

Retractable Utility Knife



SKU	SKU Description
G80100	Retractable Utility Knife

Auto-Retracting Safety Knife



SKU	SKU Description
G80102	Auto-Retracting Safety Knife

Quick-Change Utility Knife



3 pcs. extra blades
stored in handle




Die-cast aluminium body
with comfort grip

SKU	SKU Description
G80103	Quick-Change Utility Knife

Utility Knife Blades



Regular-duty utility blade for
light sheet materials, paper
and cardboard




Fits most standard utility knives

SK5 blade


SKU	SKU Description
G80111	10-Pc. Utility Knife Blades
G80112	100-Pc. Utility Knife Blades

Plastic Snap-off Knife




SKU	SKU Description
G80105	18 mm Plastic Snap-off Knife

Snap Off Knife Blade



SKU	SKU Description
G80113	10pc/pack 18 mm Snap Off Knife Blade

Retractable Folding Utility Knife w/ Blade Storage



SKU	SKU Description
G80104	Retractable Folding Utility Knife with Blade Storage

15-in-1 Aluminum Handle Multi Tool



SKU	SKU Description
G80200	15-in-1 Aluminum Handle Multi Tool

Folding Hex Key Set



Ergonomic comfort-grip handle design



Chrome-vanadium steel, hardened and tempered

- Size: 1.5, 2, 2.5, 3, 4, 5, 6, 8 mm

SKU	SKU Description
G80130	8-pc. Folding Hex Key Set

Folding Hex Key Set



Ergonomic comfort-grip handle design



Chrome-vanadium steel, hardened and tempered

- Hex Keys: 5/64, 3/32, 7/64, 1/8, 9/64, 5/32, 3/16, 7/32, 1/4

SKU	SKU Description
G80132	9-pc. Folding Hex Key Set

Folding Torx Key Set



Chrome-vanadium steel, hardened and tempered

- Size: T9, T10, T15, T20, T25, T27, T30, T40

SKU	SKU Description
G80131	8-pc. Folding Torx Key Set

Hand Riveter



One wrench stored in handle

Spring loaded handle ejects rivet stem automatically



Chrome molybdenum jaws

- Fits rivet size: 3/32", 1/8", 5/32" and 3/16"

SKU	SKU Description
G80138	10" Hand Riveter

Long Arm Metric Hex Key Set



Chrome-vanadium steel,
hardened and tempered

- Metric Hex Keys:
1.5, 2, 2.5, 3, 4, 5, 6, 8, 10 mm

SKU	SKU Description
G80133	9-pc. Long Arm Metric Hex Key Set

Long Arm Imperial Hex Key Set



Chrome-vanadium steel,
hardened and tempered

- Imperial Hex Keys:
1/16", 5/64", 3/32", 1/8", 5/32",
3/16", 1/4", 5/16", 3/8"

SKU	SKU Description
G80134	9-pc. Long Arm Imperial Hex Key Set

Long Arm Ballpoint Hex Key Set




Ergonomic comfort-grip
handle design



Chrome-vanadium steel,
hardened and tempered

SKU	SKU Description
G80141	9-pc. Long Arm Ballpoint Hex Key Set (1.5-10mm)


Steel Carpenter Square



High-grade steel body with powder coating

SKU	SKU Description
G80173	400x600 mm Steel Carpenter Square

Stainless Steel Rulers




Stainless Steel

Permanently etched graduation


SKU	SKU Description
G80218	12" Stainless Steel Ruler
G80219	48" Stainless Steel Ruler

Aluminum Combination Square w/ Aluminum Alloy Handle



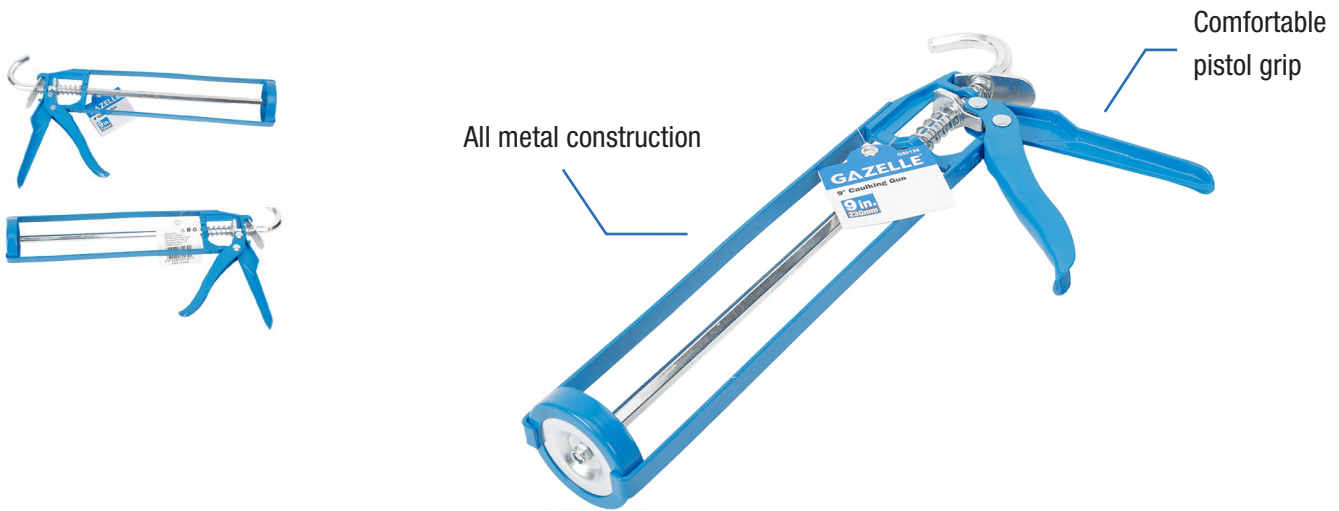
SKU	SKU Description
G80289	12" Aluminum Combination Square w/ Aluminum Alloy Handle

Aluminum Combination Square



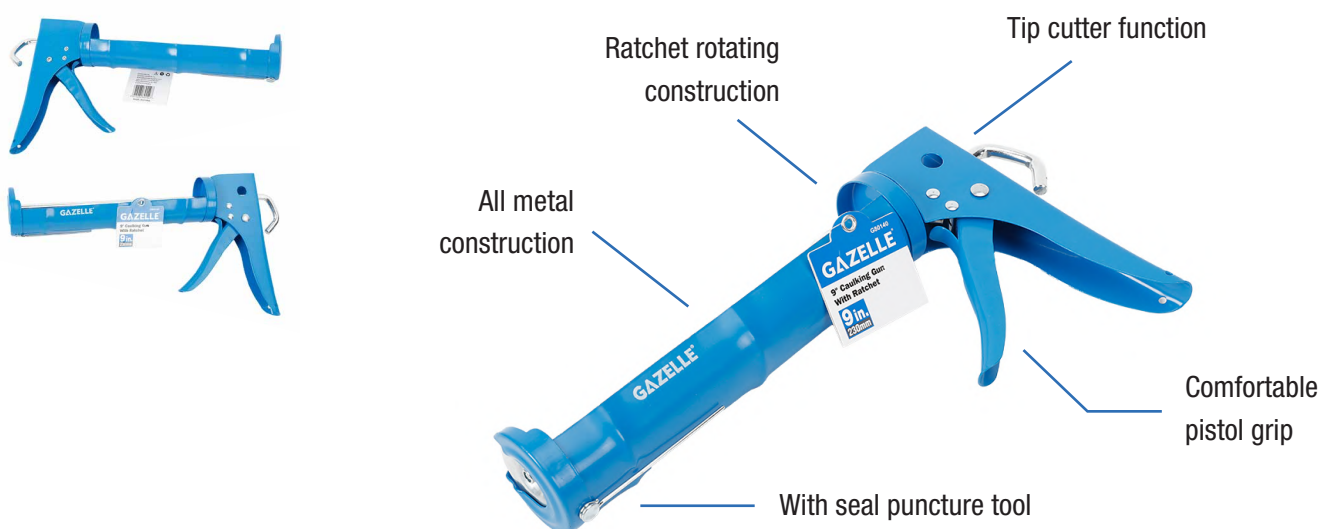
SKU	SKU Description
G80290	12" Aluminum Combination Square

Caulking Gun



SKU	SKU Description
G80139	9" Caulking Gun

Caulking Gun w/ Ratchet



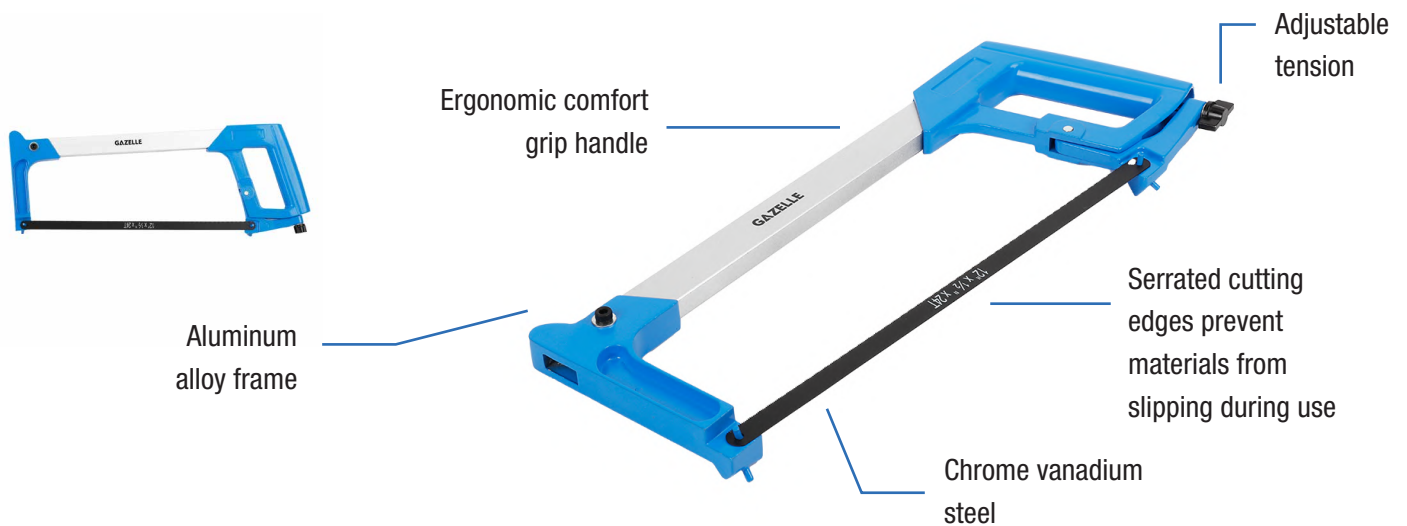
SKU	SKU Description
G80140	9" Caulking Gun with Ratchet

Professional Hack Saw



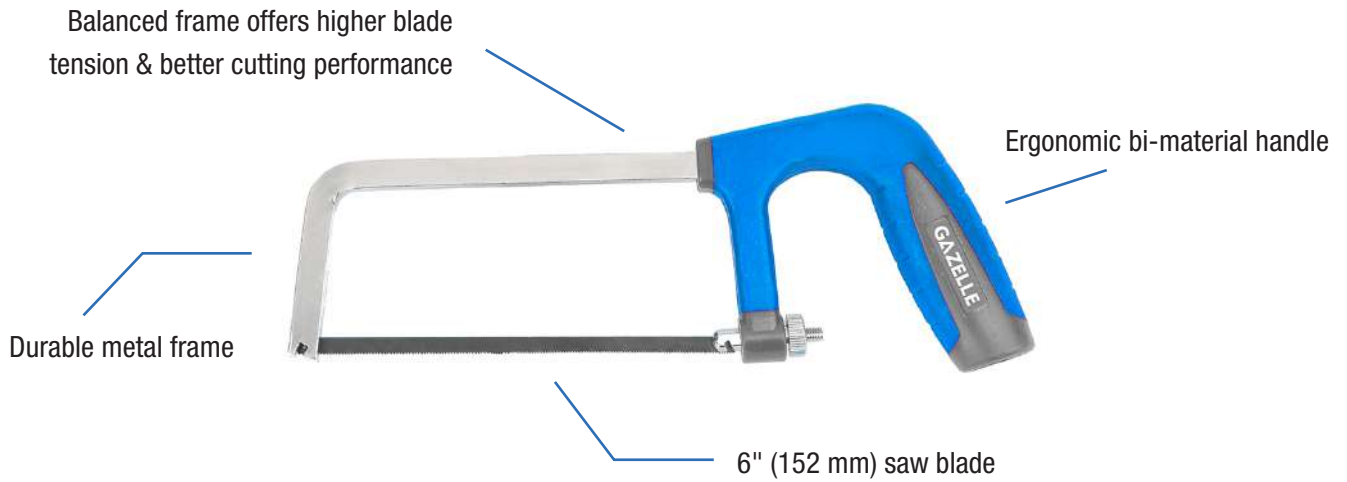
SKU	SKU Description
G80125	12" (300mm) Professional Hack Saw

Heavy Duty Hack Saw



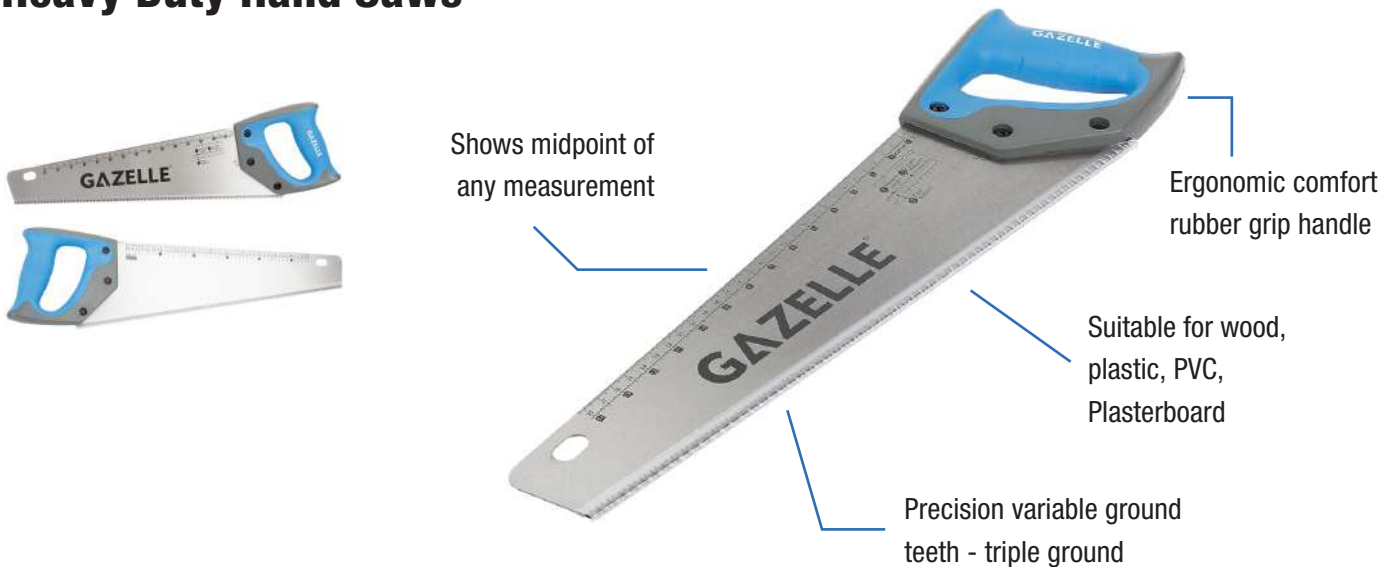
SKU	SKU Description
G80124	12" (300 mm) Heavy Duty Hacksaw

Junior Hacksaw



SKU	SKU Description
G80208	6" (150 mm) Junior Hack Saw

Heavy Duty Hand Saws



SKU	SKU Description
G80126	16" Hand Saw
G80127	18" Hand Saw
G80128	20" Hand Saw
G80129	22" Hand Saw

Junior Saw Frame



SKU	SKU Description
G80253	6" Junior Saw Frame

Junior Hacksaw Blades Set



SKU	SKU Description
G80254	6" Junior Hacksaw Blades Set

Concrete Point Chisel



SKU	SKU Description
G80240	10" Concrete Point Chisel
G80241	12" Concrete Point Chisel

Cold Flat Chisel




SKU	SKU Description
G80242	6" Cold Flat Chisel
G80243	8" Cold Flat Chisel
G80244	10" Cold Flat Chisel

Cold Flat Chisel w/ Grip



SKU	SKU Description
G80245	10" Cold Flat Chisel w/ Grip
G80246	12" Cold Flat Chisel w/ Grip
G80247	18" Cold Flat Chisel w/ Grip

Centre Punch Round Head



SKU	SKU Description
G80248	4x100 mm Centre Punch Round Head
G80249	6x125 mm Centre Punch Round Head

5-Piece File Set



- 8" Flat File
- 8" Half Round File
- 8" Round File
- 8" Triangular File
- 8" Square File

SKU	SKU Description
G80292	5-pc 8" File Set

10-Piece Diamond Needle File Set



SKU	SKU Description
G80293	10-pc Diamond Needle File Set

Centre Punch Set



Heavy knurled body
for better grip

Shiny black finish



Points are machined and ground

Made of tool steel,
hardened and tempered

- Size: 1.6mm, 2.0mm, 2.4mm, 3.6mm, 4.0mm

SKU

G80250

SKU Description

5-pc. Centre Punch Set

Pin Punch Set



Heavy knurled body
for better grip

Shiny black finish



Made of tool steel,
hardened and tempered

- Size: 3mm, 4mm, 5mm, 6mm, 7mm, 8mm


SKU

G80252

SKU Description

6-pc. Pin Punch Set

Automatic Centre Punch



SKU	SKU Description
G80251	1/2" Automatic Centre Punch

Wallboard Saw


Hardened and tempered 65Mn blade for strength and durability



Super-sharp cross ground teeth for fast cutting in drywall, wood or plastic


SKU	SKU Description
G80207	6" (150 mm) Wallboard Saw

Steel Wire Brush



SKU	SKU Description
G80217	4x16 Steel Wire Brush

Ball Pein Hammer w/ Fiberglass Handle



SKU	SKU Description
G80169	16 oz Ball Pein Hammer with Fiberglass Handle
G80170	24 oz Ball Pein Hammer with Fiberglass Handle

Club Hammer w/ Fiberglass Handle




SKU	SKU Description
G80168	2.5 lbs. Club Hammer with Fiberglass Handle

Rubber Mallet w/ Hardwood Handle



SKU	SKU Description
G80214	16 oz Rubber Mallet with Hardwood Handle

Curved Claw Hammers w/ Fiberglass Handle




SKU	SKU Description
G80166	16 oz Curved Claw Hammer with Fiberglass Handle
G80167	20 oz Curved Claw Hammer with Fiberglass Handle

Dead Blow Hammer



SKU	SKU Description
G80215	1.5 lbs. Dead Blow Hammer

Demolition Bar



SKU	SKU Description
G80216	36" (900 mm) Demolition Bar

3-in-1 Automatic Wire Stripping Tool

3-in-1 Tool Allowing Cutting, Stripping and Crimping

Strong-gripping serrated nose

Non-slip cushion-grip handle



Cuts and threads popular bolt sizes

Wire looping and bending holes


Curved handles help you reach into confined areas

SKU	SKU Description
G80160	3-in-1 Automatic Wire Stripping Tool

Ratcheting Bar Clamps

Quickly converts from a clamp to a spreader without the use of tools

Soft padded jaws to protect work piece



Reinforced nylon construction

SKU	SKU Description
G80211	12" (300 mm) Heavy Duty Ratcheting Bar Clamp
G80212	18" (460 mm) Heavy Duty Ratcheting Bar Clamp
G80213	24" (610 mm) Heavy Duty Ratcheting Bar Clamp

Tubing Cutter




SKU	SKU Description
G80225	1/8"- 1-1/4" (3-32 mm) Tubbing Cutter

Pipe Cutter



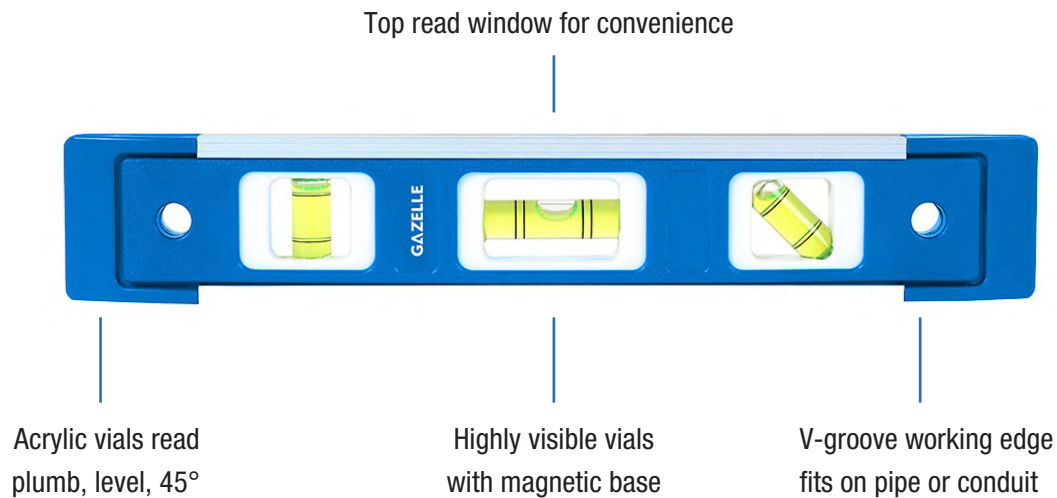
SKU	SKU Description
G80226	1-5/8" (42 mm) Pipe Cutter

General Purpose C-Clamps



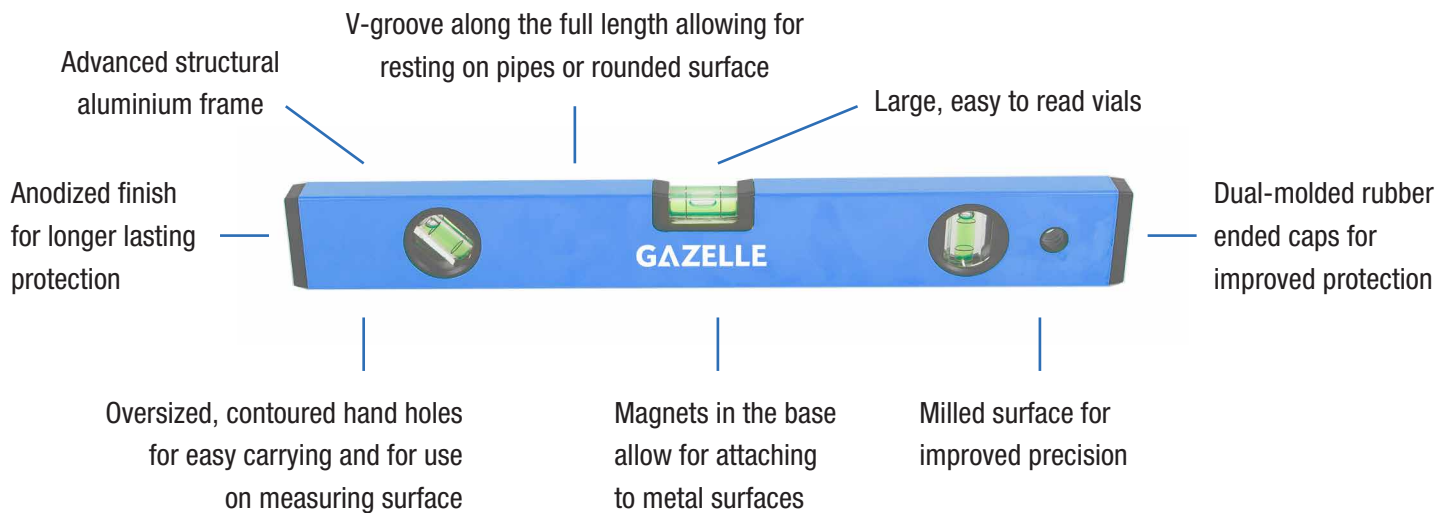
SKU	SKU Description
G80275	4" General Purpose C-Clamp
G80276	6" General Purpose C-Clamp
G80277	8" General Purpose C-Clamp
G80278	10" General Purpose C-Clamp
G80279	12" General Purpose C-Clamp

Aluminum Frame Torpedo Level



SKU	SKU Description
G80220	9" Aluminum Frame Torpedo Level

Magnetic Aluminum Box Levels



SKU	SKU Description
G80221	12" (300 mm) Magnetic Aluminum Box Level
G80222	24" (600 mm) Magnetic Aluminum Box Level
G80223	48" (1200 mm) Magnetic Aluminum Box Level

Aluminum Magnetic Box Level



SKU	SKU Description
G80376	400mm (16") Aluminum Magnetic Box Level
G80377	600mm (24") Aluminum Magnetic Box Level
G80378	1000mm (40") Aluminum Magnetic Box Level

Aluminum Box Level




SKU	SKU Description
G80379	300mm(12") Aluminum Magnetic Box Level
G80380	600mm(24") Aluminum Magnetic Box Level
G80381	1000mm(40") Aluminum Magnetic Box Level
G80382	1800mm (72"); Accuracy 1.5‰ Aluminum Magnetic Box Level
G80383	2000mm (80"); Accuracy 1.5‰ Aluminum Magnetic Box Level

Mitre Box 45° & 90° Cutting Angles



SKU	SKU Description
G80209	Mitre Box 45° & 90° Cutting Angles

Bolt Cutters



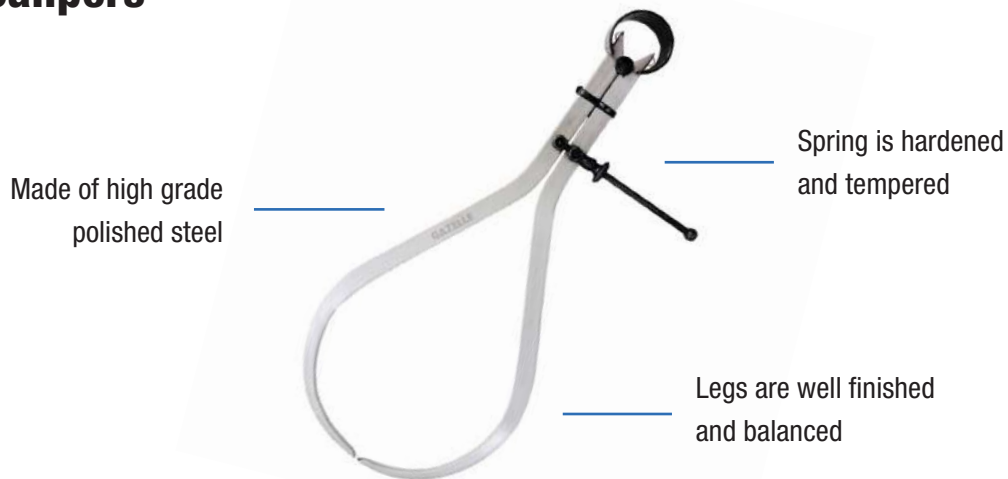
SKU	SKU Description
G80201	14" (350 mm) Bolt Cutter
G80202	18" (450 mm) Bolt Cutter
G80203	24" (600 mm) Bolt Cutter
G80204	30" (750 mm) Bolt Cutter
G80205	36" (900 mm) Bolt Cutter

Inside Calipers



SKU	SKU Description
G80260	6" Inside Caliper
G80261	8" Inside Caliper
G80258	10" Inside Caliper
G80259	12" Inside Caliper

Outside Calipers




SKU	SKU Description
G80264	6" Outside Caliper
G80265	8" Outside Caliper
G80262	10" Outside Caliper
G80263	12" Outside Caliper

Spring Dividers



SKU	SKU Description
G80266	6" Spring Divider
G80267	8" Spring Divider

Vernier Caliper



SKU	SKU Description
G80224	6" (150 mm) Vernier Caliper

Digital Vernier Caliper



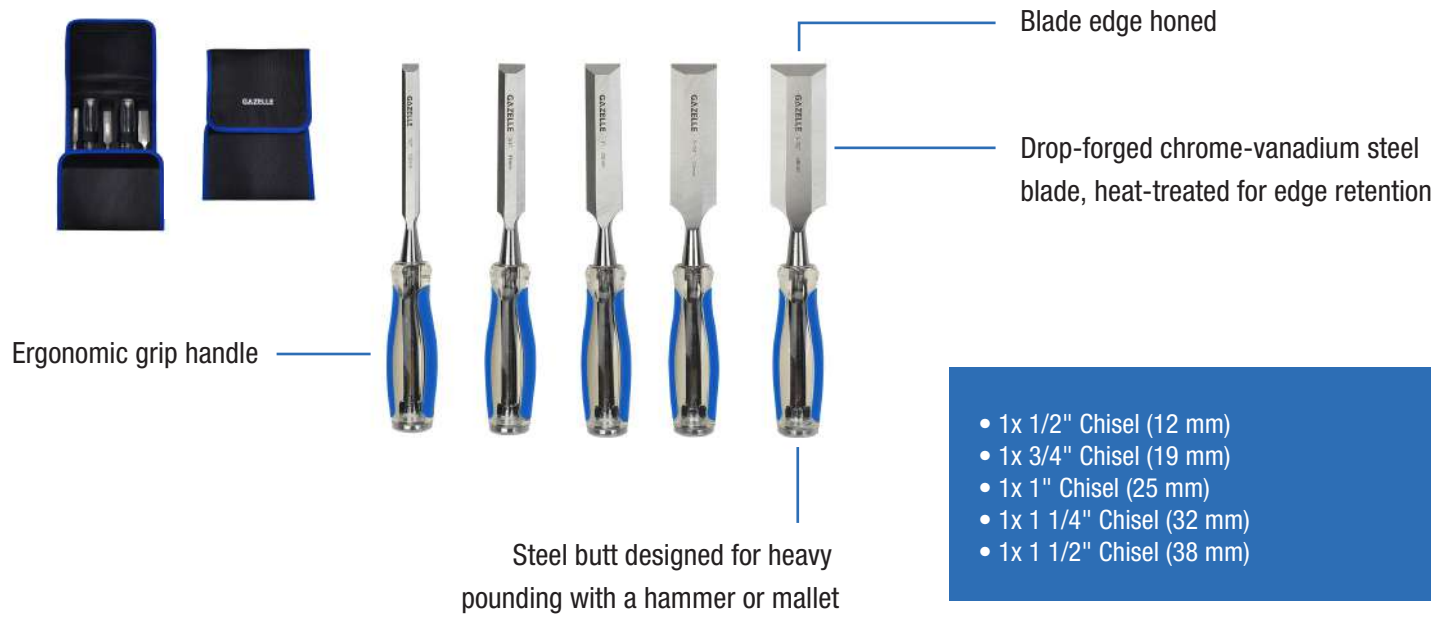
SKU	SKU Description
G80296	6" (150mm) Digital Vernier Caliper

Fiberglass Measuring Tapes



SKU	SKU Description
G80294	30m Fiberglass Measuring Tape
G80295	50m Fiberglass Measuring Tape

5-piece Wood Chisel Set



SKU

G80372

SKU Description

5-pc. Wood Chisel Set

Block Planer

Professional woodworkers jack plane features wooden handle and knob



High carbon steel blade is fitted with adjustable screw for setting the depth of cut

Made of high quality cast iron steel body ground on side and base

SKU	SKU Description
G80255	6-1/4" Block Planer

Smoothing Bench Plane

Professional woodworkers jack plane features wooden handle and knob



High carbon steel blade is fitted with adjustable screw for setting the depth of cut

No. 4 Wooden Handle

Smooth Base

Made of high quality cast iron steel body ground on side and base

SKU	SKU Description
G80256	10" Smoothing Bench Plane

Heavy Duty Jack Bench Plane

Professional woodworkers jack plane features wooden handle and knob



No. 5 Wooden Handle

High carbon steel blade is fitted with adjustable screw for setting the depth of cut

Smooth Base

Made of high quality cast iron steel body ground on side and base

SKU	SKU Description
G80257	14" Heavy Duty Jack Bench Plane

Bench Vises w/ Anvil


Hardened and tempered jaws



Stationary ductile iron base with lacquered surface

SKU	SKU Description
G80235	8" Bench Vise Fix with Anvil
G80236	4" Bench Vise Swivel with Anvil
G80237	6" Bench Vise Swivel with Anvil


Wood Working Vises



- G80343**
 Jaw Width: 7in (178mm)
 Jaw Opening: 6 1/4in (160mm)
 Net Weight: 7lbs (3kg)
- G80344**
 Jaw Width: 9in (228mm)
 Jaw Opening: 9in (228mm)
 Net Weight: 14.4lbs (6.250kg)

SKU	SKU Description
G80343	7" Wood Working Vise
G80344	9" Wood Working Vise

100mm Precision Unigrip Vise



- Jaw Width: 4in (100mm)
 Jaw Opening: 4in (100mm)
 Jaw Depth: 1 3/8in (35mm)

SKU	SKU Description
G80345	100mm Precision Unigrip Vise

Super Value Grease Gun w/ Flexible Hose & Coupler



SKU	SKU Description
G80268	500 cm ³ Super Value Lever Grease Gun with Flexible Hose & Coupler

Super Value Lever Grease Gun w/ Steel Extension & Coupler



SKU	SKU Description
G80269	500 cm ³ Super Value Lever Grease Gun with Steel Extension & Coupler

Heavy Duty Lever Grease Gun w/ Steel Extension & Coupler



Die cast head incorporates bulk loader and Air bleeder valve

Loading the grease gun is easy and convenient using a cartridge



The sturdy build of the product makes it long-lasting and prevents accidental spills

Jam-proof lever and spring action - Easy to operate without any hiccups

Comes with steel extension and 4 jaw coupler with ball check

SKU	SKU Description
G80270	500 cm ³ Heavy Duty Lever Grease Gun with Steel Extension & Coupler

Pistol Grip Grease Gun w/ Steel Extension & Coupler



Aluminum Die Cast Head is solidly constructed for long life

Loading the grease gun is easy and convenient using a cartridge

Comes with 4 in. steel extension and 4 jaw coupler



The pistol grip allows for easy one-handed operation

Aluminum Die-cast head incorporates Bulk loader and Air Bleeder valve


Makes it sturdy and durable

The tool can withstand accidental drops

The grease flows out smoothly without any difficulties

SKU	SKU Description
G80271	500 cm ³ Pistol Grip Grease Gun with Steel Extension & Coupler

Heavy Duty Bucket Grease Pump w/ Wheels



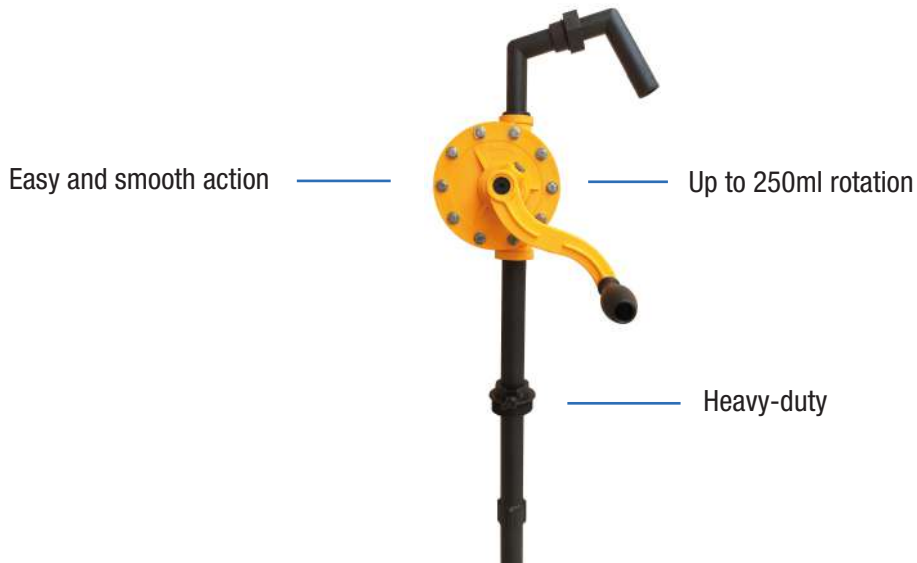
SKU	SKU Description
G80272	10 kg. Heavy Duty Bucket Grease Pump with Wheels

High Pressure Foot Operated Grease Pump



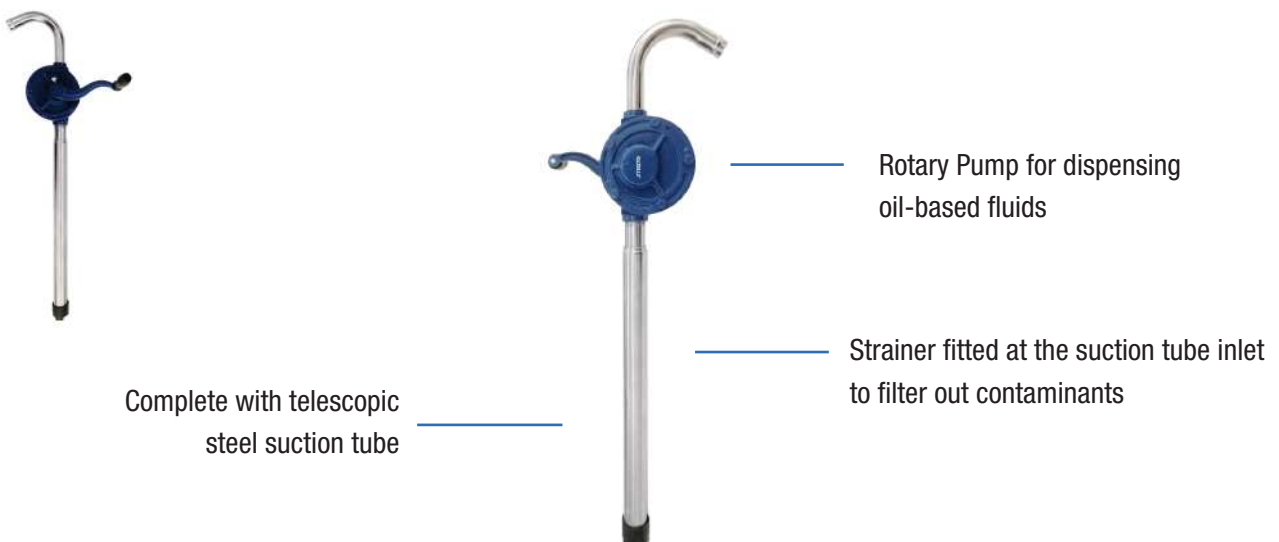
SKU	SKU Description
G80341	High Pressure Foot Operated Grease Pump

Rotary Barrel Plastic Pump



SKU	SKU Description
G80342	Rotary Barrel Plastic Pump

Inlet Rotary Barrel Steel Pump



SKU	SKU Description
G80273	1" Inlet Rotary Barrel Steel Pump

Lever Action Barrel Pump

Telescoping steel tube made of steel,
used for oil based fluids, heating oils,
motor oils, heavy & light oils,
Diesel & Kerosene

Pump not suited for use with water



With ribbed section cast pump head,
fits 50-210 L drums

Steel pump body includes curved
discharge metal pipe and
telescoping steel tube assembly

SKU

G80274

SKU Description

50-210L Lever Action Barrel Pump

Professional Conduit/Pipe Bender



- Bending Level
- Handle Extension Tube
- Bending Former 20mm
- Bending Former 25mm
- Complete Pipe Vice
- Lower Vice Jaw
- Stop Block
- Stop Block Bar
- Cotter Pin
- Pivot Pin
- Grooved Roller
- Center Pin
- Support
- Main Body
- Special Bolt
- Flat Washer 12mm
- Inside Spacer Sleeve
- Outside Spacer Sleeve
- Lock Nut M12-1.75
- Chain with Ring
- Grooved Roller Pin
- Hex Bot M8-1.25x25
- Flat Washer 8mm
- Hex Nut M8-1.25

SKU	SKU Description
G80297	Professional Conduit/Pipe Bender

20-25mm Conduit Die Set



- Die for 20mm
- Die for 25mm
- Die Guide for 20mm
- Die Guide for 25mm
- Die Stock per set with detachable handle

SKU	SKU Description
G80298	20-25mm Conduit Die Set

3-in-1 Tube & Pipe Bender

Max Bending Radius:
180 degree



Bending applications: soft copper,
aluminum and brass tubing

Max Bending Capacity-Round (In. dia.):
1/4", 5/16", 3/8" (6 mm, 8 mm, 10 mm)

SKU	SKU Description
G80227	3-in-1 Tube & Pipe Bender (1/4", 5/16", 3/8")

Heavy Duty Tubing Bender

Max Bending Radius:
180 degree



Bending applications: copper tubing,
aluminum tubing, soft metal tubing

Max Bending Capacity-Round (In. dia.):
16mm, 22mm

SKU	SKU Description
G80228	Heavy Duty Tubing Bender (19/32", 7/8")


51-Piece Drill Accessory Set



- 9 Pcs. HSS Twist Drills: 1.5, 2, 2.5, 3, 3.5, 4, 5, 6, 6.5 mm
- 6 Pcs. Masonry Drills: 3, 4, 5, 6, 8, 10 mm
- 5 Pcs. Wood Drills: 4, 5, 6, 8, 10 mm
- 1 Pc. Centre Punch
- 1 Pc. Countersink
- 1 Pc. Magnetic Bit Holder
- 20 Pcs. 25 mm Screwdriver Bits
 - 7 Pcs. Slotted: 3, 4x2, 5x2, 6, 7 mm
 - 6 Pcs. Philips: PH0, PH1x2, PH2x2, PH3
 - 3 Pcs. Pozi: PZ1, PZ2, PZ3
 - 4 Pcs. Star: T10, T15, T20, T25
- 6 Pcs. 1/4" Socket: 5, 6, 7, 8, 9, 10 mm
- 1 Pc. 1/4" Adapter
- 1 Pc. Carry Case

SKU	SKU Description
G80232	51-Pc. Drill Accessory Set

SAE Flaring Tool



SKU	SKU Description
G80229	SAE Flaring Tool

Tap and Die Set



Alloy steel heat treated for durability



Iron Box for convenient storage

G80374 Tap and Die Set

- 1pc M3 x 0.5 Die
- 1pc M4 x 0.7 Die
- 1pc M5 x 0.8 Die
- 1pc M6 x 1.0 Die
- 1pc M8 x 1.25 Die
- 1pc M10 x 1.5 Die
- 1pc M12 x 1.75 Die
- 3pc M3 x 0.5 Tap
- 3pc M4 x 0.7 Tap
- 3pc M5 x 0.8 Tap
- 3pc M6 x 1.0 Tap
- 3pc M8 x 1.25 Tap
- 3pc M10 x 1.5 Tap
- 3pc M12 x 1.75 Tap
- 1pc Tap Wrench
- 1pc Die Stock
- 1pc Pitch Gauge
- 1pc Screwdriver

SKU

G80374

SKU Description

32-pc. Tap and Die Set

70-Piece 1/4" Drive Socket Set



- **1/4 Drive: 10 Pcs. 6 pt. SAE Socket:**
5/32", 3/16", 7/32", 1/4", 9/32", 5/16", 11/32", 3/8", 7/16", 1/2"
- **1/4 Drive: 10 Pcs. 6 pt. Metric Socket:**
5 mm, 5.5 mm, 6 mm, 7 mm, 8 mm, 9 mm, 10 mm, 11 mm, 12 mm, 13 mm
- **1/4 Drive: 6 Pcs. 6 pt. SAE Deep Socket:**
1/4", 9/32", 5/16", 11/32", 3/8", 7/16"
- **1/4 Drive: 6 Pcs. 6 pt. Metric Deep Socket:**
6 mm, 7 mm, 8 mm, 9 mm, 10 mm, 11 mm
- 1 Pc. 1/4" Universal Joint
- 12 Pcs. Nut Driver
- 1 Pc. 1/4" Dr. Coupler
- 1 Pc. 1/4" 3" Extension Bar
- 1 Pc. 1/4" 6" Extension Bar
- 1 Pc. 1/4" Dr. Quick Release Ratchet Handle 45T
- 1 Pc. 1/4" Dr. Spinner Handle
- 20 Pcs. Bits with Holder

SKU

G80233

SKU Description

70-pc 1/4" Drive Socket Set

30-Piece 1/2" Drive Socket Set



- **1/2 Drive: 12 Pcs. 6 pt. SAE Socket:**
5/16", 3/8", 7/16", 1/2", 9/16", 5/8", 11/16", 3/4", 13/16", 7/8", 15/16", 1"
- ***1/2 Drive: 14 Pcs. 6 pt. Metric Socket:**
8 mm, 9 mm, 10 mm, 11 mm, 12 mm, 13 mm, 14 mm, 15 mm, 16 mm, 17 mm, 18 mm, 19 mm, 20 mm, 21 mm
- 1 Pc. 1/2" Dr. Universal Joint
- 1 Pc. 1/2" 3" Extension Bar
- 1 Pc. 1/2" 5" Extension Bar
- 1 Pc. 1/2" Dr. Quick Release Ratchet Handle 45T

SKU

G80234

SKU Description

30-pc 1/2" Drive Socket Set

24-piece Metric Socket Set



- 17pcs short socket: 8, 10, 12, 13, 14, 15, 16, 17, 18, 19, 21, 22, 23, 24, 27,30, 32mm
- 1/2"X 3" Extension bar
- 1/2"X 5" Extension Bar
- 1/2 universal joint
- 2 pcs Spark Socket 5/8"(16mm), 13/16" (21mm)
- 1/2 Ratchet handle, 72 teeth-255mm
- 1/2 Dr. Breaker-375mm

SKU

G80288

SKU Description

24-pc Metric Socket Set

45-Piece Tool Set



- 3 Pcs. 6" Pliers
- 1 Pc. 6" Adjustable Wrench
- 1 Pc. Magnetic Bit Holder
- 32 Pcs. Bits + 1 Pc. Extension Bar
- 6 Pcs. Screwdriver
- 1 Pc. Utility Knife

SKU	SKU Description
G80230	45-pc. Tool Set

188-Piece Tool Set



- 1 Pc. Utility Knife
- 10 Pcs. Utility Knife Blade
- 10 Pcs. Screwdriver
- 1 Pc. Magnet Bit Holder
- 40 Pcs. 1" CR-V Bits
- 1 Pc. 16 oz Curved Claw Hammer
- 4 Pcs. Pliers
- 1 Pc. 8" Adjustable Wrench
- 1 Pc. 3/8" Dr. Quick Release Ratchet Handle
- 16 Pcs. 3/8" Sockets
- 1 Pc. 3/8" 3" Extension Bar
- 85 Pcs. Hardware Kits
- 1 Pc. 10" Tool Bag
- 16 Pcs. Hex Key Set

SKU	SKU Description
G80231	188-pc. Tool Set

Oil Cans w/ Rigid and Flexible Spouts



SKU	SKU Description
G80280	6oz (200ml) Brass Pump Oil Can w/ Rigid And Flexible Spouts
G80281	10oz (300ml) Brass Pump Oil Can w/ Rigid And Flexible Spouts

7-Pocket Tool Pouch w/ Belt

G8200 Series - G8201



- Easy to use and organize tools. Suit for organizing tools of various size
- Multiple storage spaces. It comes with pockets, web loops, one strap and more
- Comfortable to wear and quick to unfasten
- The adjustable belt allows a large tolerance regarding different waist measures
- It is light to wear and big enough to hold all the essential tools
- 600D Polyester
- Size: 9.5 L x 11 H

8-Pocket Tool Bumbag

G8200 Series - G8202



- Tool adjustable waist belt, with plastic buckle
- Small mesh compartment on the inside flap of the bumbag
- Inner and outer pockets to secure tools
- Size: 11.4 in L x 5.12 in W x 6.7 in

13" Technician Rucksack

G8200 Series - G8213



- 31 pockets and holders including fold out panels for easy tool access
- Internal and external document pockets
- Strong zip around construction to protect contents
- Mobile phone holder
- Size: 38 cm L x 42 cm H

16" Technician Rucksack w/ Waterproof Contoured Base

G8200 Series - G8214



- 100% waterproof and crack-proof polymer base
- Lockable zip system for extra security on the move
- Contoured shape base for additional comfort
- Vertical storage pockets for easy tool access
- Extra padding at the back and reinforced shoulder straps
- 39 pockets and holders including space in the base for larger tools
- Waterproof contoured base
- Mobile phone holder
- Size: 49 cm L x 47 cm H

16" Tool Bag Wide Open Mouth


G8200 Series - G8216



- 100% waterproof and crack-proof polymer base
- Padded handle and shoulder strap for maximum comfort
- Long handles so can be carried open
- Large internal storage area with 25 additional pockets & holders
- Durable reinforced polyester construction with extra wide opening mouth for easy access (16")
- Size: 41 cm L x 33 cm W x 30 cm H

20" Tool Bag Wide Open Mouth

G8200 Series - G8220



- 100% waterproof and crack-proof polymer base
- Padded handle and shoulder strap for maximum comfort
- Long handles so can be carried open
- Large internal storage area with 25 additional pockets & holders
- Durable reinforced polyester construction with extra wide opening mouth for easy access (20")
- Size: 55 cm L x 33 cm W x 30 cm H

17" Technician Tool Case

G8200 Series - G8217



- 50 pockets and holders including fold out panels for easy tool access
- Padded handle and shoulder strap for maximum comfort
- Padded central compartment fits laptop or tools
- Side phone pocket
- Size: 40 cm L x 47 cm H

18" Tool Trolley Bag w/ Wheels

G8200 Series - G8209



- Ideal for accommodating of tools and drills
- 600X600 denier fabric, hardwearing, strong and durable material
- Heavy-duty telescopic handle and wheels for easy transportation of tools
- Robust zipper, strong design due to the plastic reinforcement
- Wide rollers and standing feet for a firm standing
- Blue interior for easy tool visibility
- Multiple inside and outside pockets for tools organization and storage

Pro Tool Box With Tray



Features

- High-impact resin and heavy-duty construction offer lasting durability
- Lockable system to keep your valuables protected
- Suitable for a wide range of storage options
- Firm plastic handle allows comfortable carrying

SPECIFICATIONS	G2019	G2023
Material	Metal+Plastic	Metal+Plastic
Outside Width	20"	23"
Nominal Outside Depth	10"	16.7"
Nominal Outside Height	8.7"	10.5"
Locking System	Buckle lock	Buckle lock
Weight Capacity	15 kgs	15 kgs
Finish	Powder Coated	Powder Coated
Number of Trays	1	1
Number of Handles	1	1
Handle Design	Plastic	Plastic

5-Tray Cantilever Tool Box



Features

- Excellent storage, access and organisation for your tools
- Heavy-gauge steel construction
- Carry handle
- Tough powder coated finish
- Fitted with a lock bracket (padlock required - not supplied)

SPECIFICATIONS	G2020	G2021
Material	Metal	Metal+Plastic
Outside Width	20"	21"
Nominal Outside Depth	8"	8"
Nominal Outside Height	11.4"	7.7"
Locking System	no	no
Weight Capacity	25 kgs	20 kgs
Finish	Powder Coated	Powder Coated
Number of Trays	5	5
Number of Handles	2	1
Handle Design	Easy Grip Steel	Easy Grip Steel

28" Heavy-Duty Steel Job Box



Features

- Tough industrial powder coat finish
- Fully welded seams provide maximum strength and protection of goods
- Heavy-duty steel construction and welded seams provide exceptional durability indoors and out, ideal storage system for compact spaces

SPECIFICATIONS	G2028
Style	Jobsite Box
Color	Blue
Height x Width x Length	11" x 12" x 28"
Load Capacity	100 kg
Material	Cold Roller Steel
Closed Height	11"
Max. Open Extended Height	23"
Powder Coat Finish	Yes
Product Weight	14 kg

Heavy-Duty Steel Job Box



Features

- Tough industrial powder coat finish
- Heavy duty steel construction and welded seams provide exceptional durability indoors and out
- Heavy duty industrial lid stays to prevent accidental closure
- 4 way legs, predrilled to accommodate casters
- Four caster wheels included
- Fully welded seams provide maximum strength and protection of goods

SPECIFICATIONS	G2036	G2048
Style	Jobsite Box	Jobsite Box
Color	Blue	Blue
Height x Width x Length	21" x 17" x 36"	28" x 24" x 48"
Load Capacity	500 kg	500 kg
Material	Cold Roller Steel	Cold Roller Steel
Closed Height	21"	28"
Max. Open Extended Height	35"	50"
Accessories Included	-	4 caster wheels
Powder Coat Finish	Yes	Yes
Product Weight	43 kg	74 kg

47" Workbench w/ Steel Frame



Features

- Solid 20mm thick wood surface
- Heavy-duty steel legs provide a solid foundation that won't slip, slide or shake
- Compact and versatile, this workbench is ideal for garages, basements, workshops and shop floors

SPECIFICATIONS	G2601
Surface Load Capacity	100 kg
Table Surface Material	Solid Wood
Table Frame Material	Cold roller steel
Width	47 in (1.2m)
Depth	24 in (0.61m)

SPECIFICATIONS	G2601
Height	29 in (0.74m)
Load Capacity Range	0-100kg
Top Thickness	20mm
Finish	Powder coating
Product Weight	28 kg

79" Workbench w/ Steel Frame



Features

- Solid 40mm thick wood surface
- Heavy-duty steel legs provide a solid foundation that won't slip, slide or shake
- Large 2.0 M work surface provides enough space to work on jobs of all sizes making it ideal for any repair, home, or working environment
- Keeps your workspace de-cluttered

SPECIFICATIONS	G2602
Surface Load Capacity	100 kg
Table Surface Material	Solid Wood
Table Frame Material	Cold roller steel
Width	79 in (2.0m)
Depth	24 in (0.61m)

SPECIFICATIONS	G2602
Height	35 in (0.9m)
Load Capacity Range	0-100kg
Top Thickness	40mm
Finish	Powder coating
Product Weight	69 kg

59" Steel Workbench With Drawers



Features

- 59" Heavy Duty Work Bench makes a perfect addition to your garage or workshop
- Two lockable drawers provide storage for smaller tools
- Made from durable cold rolled steel
- Tough industrial powdercoat paint finish for scratch and corrosion resistance
- Bottom shelf allows for storage of larger items

SPECIFICATIONS	G2603
Surface Load Capacity	150 kg
Table Surface Material	Cold roller steel
Table Frame Material	Cold roller steel
Width	59" (1.5m)
Depth	25" (0.64m)
Height	35" (0.86m)
Top Thickness	40 mm
Finish	Powder Coating
Drawer Capacity	20 kg
Load Capacity	599 kg
Product Weight	66 kg

59" Solid Wood Top Workbench w/ Drawers



Features

- Two lockable drawers provide storage for smaller tools
- Heavy duty steel frame provides a solid foundation
- Sturdy solid wood top ideal for wide range of uses
- Bottom shelf allows for storage of larger items

SPECIFICATIONS	G2604
Surface Load Capacity	150 kg
Table Surface Material	Wooden top
Table Frame Material	Cold roller steel
Width	59" (1.5m)
Depth	25" (0.64m)
Height	35" (0.86m)
Load Capacity Range	0-150 kg
Top Thickness	40 mm
Finish	Powder coating
Drawer Capacity	20 kg
Product Weight	69 kg

59" Steel Workbench With Pegboard And Drawers



Features

- Quick and easy assembly
- Heavy-duty steel legs provide a solid foundation that won't slip, slide or shake
- Sturdy metal worktop supports up to 300 kgs
- Allows quick and easy storage and retrieval of tools and equipment
- Fits all standard or heavy-duty peg hooks and accessories (not included)
- Keeps your workspace de-cluttered
- Drawers with ball bearing slides ensure that drawer glides smoothly and effortlessly
- Drawer support up to 50 kg.

SPECIFICATIONS	G2605
Surface Load Capacity	300 kg
Table Surface Material	Cold roller steel
Table Frame Material	Cold roller steel
Width	59" (1.5m)
Depth	25" (0.64m)
Height	61" (1.55m)
Top Thickness	40 mm
Finish	Powder Coating
Drawer Capacity	50 kg

60" Mobile Workbench w/ Solid Wood Top



Features


- Solid-surface worktop located on the top of the unit provides extra space for projects
- Utilizes swivel and fixed casters, so you can move the unit around with ease
- 3 full extension 300mm ball bearing drawer slides
- All welded steel construction with a tough, rust-resistant powder coat black paint finish
- 60 in. x 26 in. solid wood top provides a large work surface
- Large cupboard storage for extra
- 5 in. x 2 in. casters (2 stationary and 2 swivel with toe breaks) can support up to 1,200 lb.
- Insert keyed locking system (with 2 provided keys) provide added security

SPECIFICATIONS	G2606
Workbench Surface Material	Solid Wood
Width	60 in (1.52m)
Depth	26 in (0.66m)
Height	33 in (0.80m)
Top Thickness	40mm
Number of Drawers	3
Drawer Size (LxWxH)	2 drawer 23*22.5*8 in
	1 drawer, 23*22.5*10 in
Load Capacity	300 kg
Number of Doors	1
Approx Product Weight	180 kg

40" 5-Drawer Mobile Workbench w/ Solid Wood Top



**REVERSIBLE
DRAWERS**



Features

- Utilizes swivel and fixed casters, so you can move the unit around with ease
- 5 full extension ball bearing drawer slides
- Reversible drawer system providing greater access and flexibility
- All welded steel construction with a tough, rust-resistant powder coat black paint finish
- Keyed shutter system to secure your tools when not in use
- 5 in. x 2 in. casters (2 stationary and 2 swivel with toe breaks) can support up to 1,200 lb.
- Insert keyed locking system (with 2 provided keys) provide added security

SPECIFICATIONS	G2908
Workbench Surface Material	Solid Wood
Width	40 in (1.0m)
Depth	16 in (0.4m)
Height	31 in (0.79m)
Top Thickness	40mm
Number of Drawers	4 Reversible Drawers
Drawer Size (LxWxH)	4 drawers - 24*13*1.5 in
Load Capacity	300 kg
Approx Product Weight	63 kg

29" 4-Drawer Top Chest



Features

- 4-Drawer Top Chest with a load capacity of 70 kg
- Full-extension ball bearing drawer slides for smooth operation and ease of use
- Safe-Lock drawer aluminum system prevents drawers from accidentally opening
- Heavy duty double wall steel construction
- Open till top makes tools in the top compartment more visible
- Heavy duty gas struts on top lid for smooth and easy opening
- High quality anti skid drawer liners in all drawers and top lid area

SPECIFICATIONS	G2904-ii
Duty Rating	Heavy Duty
Width X Depth X Height	28.4" x 19" x 18.3"
Number of drawers	4
Drawer Capacity	10 kg
Drawer Heights	4 drawers - 54 mm high
Finish	Powder Coated
Load Capacity	70 kg
Material	Metal
Locking System	Insert lock
Product Weight	40 kg

27" 7-Drawer Rolling Tool Cabinet



Features

- Ball bearing sliding drawers with a weight capacity of 44 lbs.
- Built with a keyed lock for protecting your equipment
- Drawers include a soft-close function for a smoother feel
- All metal construction makes the unit extra durable
- Scratch Resistant Powder coated finish
- Work surface provides a convenient place to set your tools down

SPECIFICATIONS	G2906
Duty Rating	Heavy Duty
Number of Drawers	7
Width x Depth x Height	27" x 19" x 30"
Drawer Storage Capacity	20 kg
Drawer Heights	5 drawers 75 mm
	1 drawer 150 mm
	1 drawer 225 mm
Load Capacity	300 kg
Work Surface	Material Steel
Caster Type	(2) Fixed with Lock
	(2) Swivel
Product Weight	59 kg

28" 7-Drawer Rolling Tool Cabinet



Features

- Random combination & independent use of top & bottom cabinets
- Internal locking system for extra security
- Soft-close ball bearing slides
- Two swivel & two fixed 5"x2" casters
- Concave side panel structure creates high load capacity as well as more storage space

SPECIFICATIONS	G2906-ii
Duty Rating	Heavy Duty
Number of Drawers	7
Product Size	724 x 470 x 867 mm
Product Size with Caster	724 x 470 x 1027 mm
Drawer Heights	2 drawers 570 x 410 x 54 mm)
	4 drawers (570 x 410 x 112 mm)
	1 drawer (570 x 410 x 170 mm)
N.W.	63 kg
G.W.	78 kg
Caster Type	(2) Fixed with Lock
	(2) Swivel

43" 7-Drawer Rolling Tool Cabinet



Features

- Rolling workbench can support up to 660 lbs.
- Utilizes swivel and fixed casters, so you can move the unit around with ease
- Ball bearing slides with a weight capacity of 44 lbs.
- Rubber worktop located on the top of the unit offers extra space for projects
- Shelf capacity: 50 lbs
- Large, push-bar side handles for ease of maneuverability
- Keyed internal locking to secure your valuable tools
- Comes fully assembled

SPECIFICATIONS	G2909
Duty Rating	Heavy Duty
Number of Drawers	7
Width x Depth x Height	43" x 19" x 34"
Drawer Storage Capacity	20 kg
Drawer Heights	1 drawer 130 mm
	3 drawers 54 mm
	2 drawers 112 mm
	1 drawer 170 mm
Load Capacity	300 kg
Caster Type	(2) Fixed with Lock
	(2) Swivel
Finish	Powder Coated
Work Surface	84 kg

28" 7-Drawer Roller Tool Cabinet



Features

- Ball bearing sliding drawers with a weight capacity of 44 lbs.
- Enhanced drawer safety mechanism permitting only one drawer to be opened at a time
- Built with a keyed lock for protecting your equipment
- Drawers include a soft-close function for a smoother feel
- All metal construction makes the unit extra durable
- Weight capacity of 660 lbs.
- Scratch Resistant Powder coated finish
- Fitted with easy grip steel handles, for ease of portability around the workshop.

SPECIFICATIONS	G2907
Duty Rating	Heavy Duty
Number of drawers	7
Width	28.5 in
Depth	18.5 in
Height	34 in
Drawer Storage Capacity	2 drawers 54 mm high
	4 drawers 112 mm high
	1 drawer 170 mm high
Caster Type	(2) Fixed with Lock
	(2) Swivel
Product Weight	73 kg

28" 4-Drawer Top Chest



Features

- 4-Drawer Top Chest with a load capacity of 220 lbs.
- Full-extension ball bearing drawer slides for smooth operation and ease of use
- Safe-Lock drawer aluminum system prevents drawers from accidentally opening
- Heavy duty double wall steel construction
- Open till top makes tools in the top compartment more visible
- Heavy duty gas struts on top lid for smooth and easy opening
- High quality anti skid drawer liners in all drawers and top lid area

SPECIFICATIONS	G2904
Duty Rating	Heavy Duty
Width X Depth X Height	28.5" x 18.5" x 18"
Number of drawers	4
Drawer Capacity	10 kg
Drawer Heights	3 drawers - 54 mm high
Finish	Powder Coated
Load Capacity	100 kg
Material	Metal
Locking System	Insert lock
Product Weight	40 kg

G2907 & G2904 Combo



27" 7-Drawer Rolling Tool Cabinet with 181 Tools


The Gazelle 30" 7-Drawer Roller Cabinet Tool Chest is an effective tool storage unit. Designed to ensure toughness and structural integrity, this rugged tool chest has a steel construction, great for the workshop or garage. The G2910 comes with 181 tools, effectively organized in foam inlets. It is built with seven drawers and features a total holding capacity of 660 lbs., providing plenty of storage for all your hardware. This high-quality tool chest features a keyed lock to offer you peace of mind. It utilizes swivel and fixed casters and has an easy grip steel handle for moving the unit easily.



Features


- Ball bearing sliding drawers with a weight capacity of 44 lbs.
- Built with a keyed lock for protecting your equipment
- Drawers include a soft-close function for a smoother feel
- All metal construction makes the chest extra rugged
- Weight capacity of 660 lbs.
- Scratch Resistant Powder coated finish
- Work surface provides a convenient place to set your tools down
- Fitted with easy grip handles, for ease of portability around the workshop
- Trolley includes 181 tools organized in foam slots

SPECIFICATIONS	G2910
Duty Rating	Heavy Duty
Number of Drawers	7
Width x Depth x Height	30" x 18" x 38"
Drawer Storage Capacity	20 kg
Drawer Slides	Ball Bearing, Full Extension
Drawer Heights	5 drawers 75 mm
	1 drawer 154 mm
Load Capacity	1 drawer 225 mm
Caster Size	660 kg
Material	5" x 2"
Caster Type	(2) Fixed with Lock
	(2) Swivel
Locking System	Heavy Duty Keys
Handles	Easy Grip Steel
Assembly Required	No
Finish	Powder Coated
Product Weight	54 kg




3 pcs - Dr. Ratchet Handle: 1/4", 3/8", 1/2"
 13 pcs - 1/4" Dr.Socket: 4, 4.5, 5, 5.5, 6, 7, 8, 9, 10, 11, 12, 13, 14 mm
 17 pcs - 3/8" Dr.Socket: 6, 7, 8, 9, 10, 11, 12, 13, 14, 15, 16, 17, 18, 19, 20, 21, 22 mm
 2 pcs - 3/8" Dr. Spark Plug Socket: 16 mm, 21 mm
 7 pcs - 3/8" Star Socket: E10, E11, E12, E14, E16, E18, E20 mm


17 pcs - 1/2" Dr. Socket: 8, 9, 10, 11, 12, 13, 15, 16, 17, 19, 20, 21, 22, 24, 27, 30, 32 mm
 3 pcs - Dr. Universal Joint: 1/4", 3/8", 1/2"
 2 pcs - 1/2" Dr. Extension Bar: 5", 10" 2 pcs - 3/8" Dr. Extension Bar: 3", 6"
 2 pcs - 1/4" Dr. Extension Bar: 2", 4"
 3 pcs - Dr. Sliding Bar: 1/2", 3/8", 1/4"
 1 pcs - 1/4" Dr. Spinner Handle/sum



8 pcs - L - Type Wrench: 8, 10, 11, 13, 16, 17, 18, 19 mm
 6 pcs - Adjustable Socket Wrench: 8*9, 10*11, 12*13, 14*15, 16*17, 18*19
 8 pcs - Offset Double Ring wrench: 6*7, 8*9, 10*11, 12*13, 14*15, 16*17, 18*19, 21*23 mm



17 pcs - Combination Wrench: 6, 7, 8, 9, 10, 11, 12, 13, 14, 15, 16, 17, 18, 19, 20, 21, 22 mm
 8 pcs - Double Open End Wrench: 6*7, 8*9, 10*11, 12*13, 14*15, 16*17, 18*19, 20*22 mm



1 pc - Black Plastic Rubber Hammer: 400g
 1 pc - Hammer With Hickory Handle: 300g
 1 pc - European Long Nose Pliers: 8"
 1 pc - European Combination Pliers: 8"
 1 pc - European Diagonal Cutting Pliers: 6"
 1 pc - Straight Nose External: 6"
 1 pc - Bent Nose External: 6"
 1 pc - Straight Nose Internal: 6"
 1 pc - Bent Nose Internal: 6"
 1 pc - Water Pump Pliers: 10"
 1 pc - WR Lock-Grip Pliers: 10"



14 pcs - Screwdrivers:
 SL 6*38, 3*75, 4*75, 4*100, 5*100, 6*150, 8*175
 PH 2*38, 0*75, 1*100, 2*100, 2*125, 3*150, 3*200
 7 pcs - Precision Screwdrivers: 1.5, 2, 2.5, 3 mm PH0 PH00 PH000
 6 pcs - Insulated Screwdriver with VDE approved Handle
 SL 3*75, 4*100, 5.5*125, 6.5*150
 PH 1*80, 2*100



5 pcs - Cold Chisel:
 22*205, 19*190, 16*175, 12.7*150, 11*145 mm
 1pc - Cape Chisel: 6*150 mm
 1pc - Center Punch: 4*150 mm
 3pcs - Taper Punch: 5*125, 4*125, 3*125 mm
 3pcs - Pin Punch: 6*150, 4*125, 3*125 mm
 1pc - Flat File: 8"
 1pc - Half Round File: 8" 1pcs - Round File: 8"
 1pc - Square File: 8" 1pc - Triangular File: 8"
 6 pcs - Hex Key Wrench: 2*100, 3*100, 4*100, 5*100, 6*100, 8*150"

30" 7-Drawer Rolling Tool Cabinet with 133 Tools



Features

- Ball bearing sliding drawers with a weight capacity of 25 kg.
- Built with a keyed lock for protecting your equipment
- Drawers include a soft-close function for a smoother feel
- All metal construction makes the chest extra rugged
- Weight capacity of 300 kg.
- Scratch Resistant Powder coated finish
- Work surface provides a convenient place to set your tools down
- Fitted with easy grip handles, for ease of portability around the workshop
- Trolley includes 133 tools organized in foam slots

SPECIFICATIONS	G2912
Duty Rating	Heavy Duty
Number of Drawers	7
Width x Depth x Height	30" x 18" x 38"
Drawer Storage Capacity	25 kg
Drawer Slides	Ball Bearing, Full Extension
Drawer Heights	5 drawers 74 mm
	1 drawer 152 mm
	1 drawer 225 mm
Caster Type	(2) Fixed with Lock
	(2) Swivel
Locking System	Heavy Duty Keys
Assembly Required	No
Finish	Powder Coated




50PC - 1/4" DR. SOCKET SET :
 1pc - 1/4" Dr. Ratchet handle (72T)
 13pc - 1/4" Dr. 6pt standard sockets: 4mm, 4.5mm, 5mm, 5.5mm, 6mm, 7mm, 8mm, 9mm, 10mm, 11mm, 12mm, 13mm, 14mm
 5pc - 1/4" Dr. E sockets : 4mm, 5mm, 6mm, 7mm, 8mm
 18pc - 1/4" Dr. Bits sockets: H2, H3, H4, H5, H6, T10, T15, T20, T25, T30, SL4, SL5.5, SL7, PH1, PH2, PH3, PZ1, PZ2

7pc - 1/4" Dr. 6pt Deep sockets: 4mm, 5mm, 6mm, 7mm, 8mm, 9mm, 10mm
 2pc - 1/4" Dr. Extension bars: 50mm, 100mm
 1pc - 1/4" Dr. Spinner handle, 150mm
 1pc - 1/4" Dr. Universal joint
 1pc - 1/4" Dr. Sliding T-bar
 1pc - 1/4" Dr. Bit adaptor



24PC - 1/2" DR. SOCKET SET :
 1pc - 1/2" Dr. Ratchet handle 72T
 17pc - 1/2" Dr. 6pt standard sockets: 10mm, 11mm, 12mm, 13mm, 14mm, 15mm, 16mm, 17mm, 18mm, 19mm, 20mm, 21mm, 22mm, 24mm, 27mm, 30mm, 32mm

2pc - 1/2" Dr. Extension bars: 125mm, 250mm
 2pc - 1/2" Dr. Spark plug sockets: 16mm, 21mm
 1pc - 1/2" Dr. Universal joint
 1pc - 1/2" Dr. 3 way adaptor



15PC CR-V COMBINATION WRENCH SET :
 7, 8, 9, 10, 11, 12, 13, 14, 15, 16, 17, 18, 19, 21, 22mm



8PC SCREWDRIVER SET :
 4pc - CR-V phillips screwdriver: PH0x75mm, PH1x100mm, PH2x100mm, PH3x150mm
 4pc - CR-V slotted screwdriver : 3x75mm, 5.5x100mm, 6.5x100mm, 8x150mm



31PC TOOL SET :
 9pc - Cr-v long arm hex key set: 1.5, 2, 2.5, 3, 4, 5, 6, 8, 10mm
 9pc - Cr-v long arm Torx key set: T10, T15, T20, T25, T27, T30, T40, T45, T50
 1pc - 200mm(8") adjustable wrench
 1pc - 5Mx19mm Tape measure
 1pc - 18MM Plastic snap-off knife
 10pc - 18MM Snap-off blades in one storage



4PC PLIERS SET :
 1pc - 160mm(6") CR-V long nose pliers
 1pc - 160mm(6") CR-V diagonal pliers
 1pc - 200mm(8") CR-V combination pliers
 1pc - 250mm(10") CR-V groove joint pliers

Garage Series Tool Cabinet



Part Name	Material	Dimension (LxWxH)	Features
Tall Cabinet	Cold Roller Steel	915 x 458 x 2000 mm	<ul style="list-style-type: none"> • Knock down structure • 2-Door cabinet • Include 4 shelves inside
5-Drawer Cabinet	Cold Roller Steel	680 x 458 x 910 mm	<ul style="list-style-type: none"> • Welded structure • 5-Drawer cabinet (1 small drawer & 4 large drawer) • 2mm EVA drawer liner in every drawer
2-Door Cabinet	Cold Roller Steel	680 x 458 x 910 mm	<ul style="list-style-type: none"> • Welded structure • 2-Door cabinet • Include 1 shelf inside
Wall Cabinet	Cold Roller Steel	680 x 281 x 350 mm	
Hanging Panel	Cold Roller Steel	1066 x 629 x 36 mm	
Hanging Pillar	Cold Roller Steel	1464 x 256 x 197 mm	
Counter Top	Plywood	1361 x 463 x 38 mm	

Cutting Wheels

Gazelle cutting wheels are pre-engineered to produce the most versatile wheel performance. They are engineered to give you optimum to premium performance in all cutting applications ranging from production to maintenance.



Application / Market

- Notching
- Sheet metal Cutting
- Pipe Cutting (Cast Iron / Stainless Steel / Mild Steel)
- Foundry Gate / Riser Removal
- Metal Plate Dimensioning
- Bar Cutting
- Sample Cutting
- Rail Cutting

Features

- Reinforced cut-off wheels
- OSA certified products adhering to European safety standards

Benefits

- Designed to resist breakage caused by severe cross-bending
- A reinforced wheel is required on any operation where the work is not securely clamped



METAL CUTTING

PORTABLE MACHINES		SIZE		SPEED
MODEL	SPECIFICATIONS	MM	INCH	RPM
GMC4	A30S - BF	100 x 3 x 16	4" x 1/8" x 5/8"	15300
GMC4.5	A30S - BF	115 x 3 x 22	4-1/2" x 1/8" x 7/8"	13300
GMC5	A30S - BF	125 x 3 x 22	5" x 1/8" x 7/8"	12200
GMC7	A30S - BF	180 x 3 x 22	7" x 1/8" x 7/8"	8600
GMC9	A30S - BF	230 x 3 x 22	9" x 1/8" x 7/8"	6700



STAINLESS STEEL CUTTING

PORTABLE MACHINES		SIZE		SPEED
MODEL	SPECIFICATIONS	MM	INCH	RPM
GSSC4	A30Q - BF	100 x 3 x 16	4" x 1/8" x 5/8"	15300
GSSC4.5	A30Q - BF	115 x 3 x 22	4-1/2" x 1/8" x 7/8"	13300
GSSC5	A30Q - BF	125 x 3 x 22	5" x 1/8" x 7/8"	12200
GSSC7	A30Q - BF	180 x 3 x 22	7" x 1/8" x 7/8"	8600
GSSC9	A30Q - BF	230 x 3 x 22	9" x 1/8" x 7/8"	6700


Large Diameter Cutting Wheels

Suitable for chop saw machines, reinforced wheels come with a unique design engineered for free cutting on all kinds of pipe, angles & channels. Double reinforcement improves life on high pressure cutting.



MODEL	SIZE (DIA x THK x BORE)	STD PACKING	APPLICATIONS
GMC12	300 x 3 x 25.4 mm	25 PCS	METAL
GMC14	350 x 3 x 25.4 mm	25 PCS	METAL
GMC16	400 x 3 x 25.4 mm	25 PCS	METAL
GSSC14	350 x 3.2 x 25.4 mm	25 PCS	STAINLESS STEEL
GSSC16	400 x 3.2 x 25.4 mm	25 PCS	STAINLESS STEEL

Ultra Thin Wheels



Application / Market

- SS sheet cutting
- Tube cutting
- PCB cutting
- Dairy industry
- Investment castings

Benefits

- High Cut rates in view of low thickness
- Job Material savings because of low thickness
- Lower power consumption
- Enhanced machine life
- Minimum burr generation while cutting
- Double reinforced to provide safety

MODEL	SIZE (DIA x THK x BORE)	STD PACKING	SPEED RPM
GTD100	100 x 1 x 16 mm	100 PCS	15300
GTD115	115 x 1.2 x 22 mm	100 PCS	15300
GTD125	125 x 1.2 x 22 mm	40 PCS	15300

Grinding Discs

Portable grinding is a process where the grinding machine is held by the operator. Weld grinding and notching are usually portable grinding applications performed with Type-27 portable grinders.



Application / Market

- Chemical & process grinders
- Pipe manufacturing industry
- Grill manufacturing industry
- Dairy industry
- Storage tank fabrication
- Plate / angle iron fabrication
- Petrochemical maintenance
- All weld grinding
- Ship building
- Foundry gates and risers
- Pipeline notching and beveling
- Removal of irregularities on steel rolled flats.

Features

- Unique product segmentation tested against
- stringent safety OSA certified products adhering to European safety standards

Benefits

- Products available to suit the most common applications across different customer segments.
- The safest product in an application where a faulty wheel can be fatal



METAL GRINDING

PORTABLE MACHINES		SIZE		SPEED
MODEL	SPECIFICATIONS	MM	INCH	RPM
GMC4 - RAP	A24RS - BF	100 x 6 x 16	4" x 1/4" x 5/8"	15300
GMC4.5 - RAP	A24RS - BF	115 x 6 x 22	4-1/2" x 1/4" x 7/8"	13300
GMG5 - RAP	A24RS - BF	125 x 6 x 22	5" x 1/4" x 7/8"	12200
GMG7 - RAP	A24RS - BF	180 x 6 x 22	7" x 1/4" x 7/8"	8600
GMG9 - RAP	A24RS - BF	230 x 6 x 22	9" x 1/4" x 7/8"	6700



STAINLESS STEEL GRINDING

PORTABLE MACHINES		SIZE		SPEED
MODEL	SPECIFICATIONS	MM	INCH	RPM
GSSG4	A24Q - BF	100 x 6 x 16	4" x 1/4" x 5/8"	15300
GSSG4.5	A24Q - BF	115 x 6 x 22	4-1/2" x 1/4" x 7/8"	13300
GSSG5	A24Q - BF	125 x 6 x 22	5" x 1/4" x 7/8"	12200
GSSG7	A24Q - BF	180 x 6 x 22	7" x 1/4" x 7/8"	8600

Multipurpose Steel Cutting Discs - Ultra

Get a longer lasting cutting edge that resists wear-and-tear with densely packed aluminium oxide grain structure built tougher to maintain razor sharpness for up to 50% longer life. Suitable for cutting metal sheets, profiles, and cast iron, the GAZELLE multipurpose steel cutting discs are optimised for your industrial applications.



Features

- High-performance multipurpose discs for industrial applications
- Suitable for cutting metal sheets, profiles, and cast iron
- High endurance blade designed for longer life and improved efficiency
- Densely packed aluminium oxide grain structure

METAL / STEEL CUTTING

PORTABLE MACHINES		SIZE		SPEED
MODEL	SPECIFICATIONS	MM	INCH	RPM
GMC4-ULTRA	A30S - BF	100 x 3 x 16	4" x 1/8" x 5/8"	15300
GMC4.5-ULTRA	A30S - BF	115 x 3 x 22.23	4-1/2" x 1/8" x 7/8"	13300
GMC7-ULTRA	A30S - BF	180 x 3 x 22.23	7" x 1/8" x 7/8"	8600
GMC9-ULTRA	A30S - BF	230 x 3 x 22.23	9" x 1/8" x 7/8"	6700
GMC14-ULTRA	A60	355 x 3 x 25.4	14" x 1/8" x 1"	4400

Metal Grinding Wheels - Ultra

Crafted from high-performance aluminum oxide grain for durability and optimal material removal, the GAZELLE GMG Ultra Metal Grinding Wheels Series grind and shape a variety of metals. Best suited for surface grinding, welding seams, and weld grinding.



Features

- General purpose wheels for steel applications
- High material removal rate
- Suitable for surface grinding, welding seams, and weld grinding
- Densely packed aluminium oxide grain structure

METAL / STEEL CUTTING

PORTABLE MACHINES		SIZE		SPEED
MODEL	SPECIFICATIONS	MM	INCH	RPM
GMG4-ULTRA	A24R - BF	100 x 6 x 16	4" x 1/4" x 5/8"	15300
GMG4.5-ULTRA	A24R - BF	115 x 6 x 22.23	4-1/2" x 1/4" x 7/8"	13300

Stainless Steel Cutting Discs - Ultra

Built to cut high performance stainless steel materials, the GAZELLE Stainless Steel cutting wheels can be used for all your industrial stainless steel cutting applications. Free of iron, sulfur and chlorine for contaminant free cutting.



Features

- Designed for fast and burr free cutting of stainless steel materials
- High endurance blade designed for longer life and improved efficiency
- Free of iron, sulphur and chlorine for contaminant free cutting

STAINLESS STEEL CUTTING

PORTABLE MACHINES		SIZE		SPEED
MODEL	SPECIFICATIONS	MM	INCH	RPM
GSSC4.5-ULTRA	A30Q-BF	115 x 3 x 22.23	4-1/2" x 1/8" x 7/8"	13300
GSSC7-ULTRA	A30Q-BF	180 x 3 x 22.23	7" x 1/8" x 7/8"	8600

Flap Discs - Aluminium Oxide

Gazelle flap discs are engineered for multiple applications including light stock removal, blending and finishing, meaning they can help reduce process times and lowers cost. Flap discs have a fast cut and provide a better finish than fibre, while having the added benefit of a longer life.



Application / Market

- Stock removal
- Edge chamfering
- Deburring on CRCA sheets
- Rust/paint removal
- Cleaning & finishing of metal surfaces
- Grinding & blending welds

Features

- High performance, proven ALO abrasive grain
- Stiff synthetic backing
- Premium aluminum oxide grain
- Strong bond system
- Tough reinforced glass fiber backing

Benefits

- High cut-rate
- Optimal Stock removal through out the disc life
- Quiet, free of vibrations
- Low dust due to abrasive cloth fraying



SIZE					
MODEL	SPECIFICATIONS	MM	INCH	GRIT	PC/PACK
GFD436	ALO FLAP DISC GRIT36	100	4	36	10
GFPA460	ALO FLAP DISC GRIT60	100	4	60	10
GFDA480	ALO FLAP DISC GRIT80	100	4	80	10
GFDA4120	ALO FLAP DISC GRIT5120	100	4	120	10
GFDA4536	ALO FLAP DISC GRIT536	115	4.5	36	10
GFDA4560	ALO FLAP DISC GRIT560	115	4.5	60	10
GFDA4580	ALO FLAP DISC GRIT580	115	4.5	80	10
GFDA45100	ALO FLAP DISC GRIT5100	115	4.5	100	10
GFDA45120	ALO FLAP DISC GRIT5120	115	4.5	120	10

Flap Discs - Zirconium Oxide

Gazelle flap discs are engineered for multiple applications including light stock removal, blending and finishing, meaning they can help reduce process times and lowers cost. Flap discs have a fast cut and provide a better finish than fibre, while having the added benefit of a longer life.



Application / Market

- Stock removal
- Edge chamfering
- Deburring on CRCA sheets
- Rust/paint removal
- Cleaning & finishing of metal surfaces
- Grinding & blending welds

Features

- Hard-wearing, long service life
- Especially suitable for stainless steel also great for mild steel
- Designed for use with all 115mm (4.5") angle grinders
- Ideal for use on wood, metal and plastic

Benefits

- Excellent performance on stainless steel & alloy
- Less pressure for aggressive stock removal and long life
- Maximum contact with work surface without loading



SIZE					
MODEL	SPECIFICATIONS	MM	INCH	GRIT	PC/PACK
GFD460	FVB-Z	100	4	60	10
GFD480	FVB-Z	100	4	80	10
GFD4120	FVB-Z	100	4	120	10
GFD4540	FVB-Z	115	4.5	40	10
GFD4560	FVB-Z	115	4.5	60	10
GFD4580	FVB-Z	115	4.5	80	10
GFD45120	FVB-Z	115	4.5	120	10
GFD760	FVB-Z	180	7	60	10
GFD780	FVB-Z	180	7	80	10
GFD7120	FVB-Z	180	7	120	10

Flap Wheels with Spindle

Flap wheels are conformable to intricate shapes and contours. Designed to deliver a consistent finish with a uniform rate of cut, flap wheels wear away evenly and without residue, continually exposing fresh abrasives. Flap wheels with 1/4" shank and aluminum oxide A grain are universally suitable for all materials.



Application / Market

- Blending, deburring and finishing
- Metal fabrication, welding and polishing
- For straight shaft grinders or drilling machines

Features

- High flexibility
- High stock removal due to aggressive coated abrasive.
- Flaps wear off uniformly and without residue on the work piece surface, exposing fresh, sharp abrasive grain at all times.
- Due to the special cast core construction, the face of the tool can be worked very close to edges and corners



SIZE AVAILABILITY TABLE		
MODEL	SIZE (DIA X THK X SHAFT)	GRIT
GFW2525120	25 x 25 x 6 mm	120 G
GFW252540	25 x 25 x 6 mm	40 G
GFW252560	25 x 25 x 6 mm	60 G
GFW252580	25 x 25 x 6 mm	80 G
GFW3020100	30 x 20 x 6 mm	100 G
GFW302040	30 x 20 x 6 mm	40 G
GFW302060	30 x 20 x 6 mm	60 G
GFW30206120	30 x 20 x 6 mm	120 G
GFW302080	30 x 20 x 6 mm	80 G
GFW4025120	40 x 25 x 6 mm	120 G
GFW402540	40 x 25 x 6 mm	40 G
GFW4025605	40 x 25 x 6 mm	60 G
GFW402580	40 x 25 x 6 mm	80 G
GFW5025120	50 x 25 x 6 mm	120 G
GFW502540	50 x 25 x 6 mm	40 G
GFW502560	50 x 25 x 6 mm	60 G
GFW502580	50 x 25 x 6 mm	80 G
GFW503060	50 x 30 x 6 mm	60 G
GFW6040120	60 x 40 x 6 mm	120 G
GFW604040	60 x 40 x 6 mm	40 G
GFW604060	60 x 40 x 6 mm	60 G
GFW604080	60 x 40 x 6 mm	80 G

Fiber Discs - Aluminium Oxide

From rapid weld grinding to blending and finishing, Gazelle has a complete range of high performance fibre discs available in premium performance aluminium oxide abrasives. All fibre discs in the Gazelle range feature a full resin bond system with heavy duty fibre backing for increased strength, durability and tear resistance.



Application / Market

- Material removal
- Weld grinding & blending
- Light deburring & finishing
- Automotive manufacturing
- Metal fabrication
- Welding & foundry markets
- Transport markets

Features

- Treated aluminum oxide abrasive
- High strength backing
- Unique coating process

Benefits

- Consistent cut rate, uniform high quality surface finish, tear resistant, no breakage during operation
- Resistant to grain dulling, cooler cutting



COATED FIBER DISCS					
MODEL	SPECIFICATIONS	MM	INCH	GRIT	PC/PACK
GSD4/24	F224	100	4	24	25
GSD4/36	F224	100	4	36	25
GSD4/60	F224	100	4	60	25
GSD4/80	F224	100	4	80	25
GSD4/100	F224	100	4	100	25
GSD4/120	F224	100	4	120	25
GSD4.5/24	F224	115	4.5	24	25
GSD4.5/36	F224	115	4.5	36	25
GSD4.5/60	F224	115	4.5	60	25
GSD4.5/80	F224	115	4.5	80	25
GSD4.5/100	F224	115	4.5	100	25
GSD4.5/120	F224	115	4.5	120	25
GSD7/24	F224	180	7	24	25
GSD7/36	F224	180	7	36	25
GSD7/60	F224	180	7	60	25
GSD7/80	F224	180	7	80	25
GSD7/100	F224	180	7	100	25
GSD7/120	F224	180	7	120	25

Velcro Discs

Gazelle Velcro discs are made from light-weight paper and are the performance leader in dry finishing. Typical applications include preparing primed and painted surfaces for finishing, stripping primer and paint, sanding plastic and fiberglass and bare wood sanding.



Application / Market

- Automotive Refinishing
- Construction & Decoration
- Wood Processing
- Composites Processing
- Marine Industry
- Vehicles Manufacturing

Features

- Premium P-graded, heat-treated aluminum oxide abrasive for superior life, fast cut rate, and consistent finish
- Unique fiber-reinforced, c-wt latex-saturated backing provides a 50-60% improvement in tear strength.
- Water-based stearate, non-pigmented, No-Fill coating provides maximum load resistance and extended life with no color transfer to work

Benefits

- Consistent cut rate, uniform high quality surface finish, tear resistant, no breakage during operation
- Resistant to grain dulling, cooler cutting



SIZE AVAILABILITY TABLE

MODEL	SIZE	GRIT	PC/PACK
GVD5/80	5 in - 125 mm	80 G	50
GVD5/100	5 in - 125 mm	100 G	50
GVD5/120	5 in - 125 mm	120 G	50
GVD5/150	5 in - 125 mm	150 G	50
GVD5/180	5 in - 125 mm	180 G	50
GVD5/220	5 in - 125 mm	220 G	50
GVD5/320	5 in - 125 mm	320 G	50
GVD6/80	6 in - 150 mm	80 G	50
GVD6/120	6 in - 150 mm	120 G	50
GVD6/150	6 in - 150 mm	150 G	50
GVD6/180	6 in - 150 mm	180 G	50
GVD6/220	6 in - 150 mm	220 G	50
GVD6/320	6 in - 150 mm	320 G	50
GVD6/400	6 in - 150 mm	400 G	50
GVD6/600	6 in - 150 mm	600 G	50

Velcro Net Discs

Gazelle velcro net is a revolutionary abrasive material offering dust free sanding with no clogging. The open mesh design features thousands of tiny holes which will make sure that when used with suitable extraction the passage of dust will be incredibly efficient. It is highly durable and can last twice as long as many conventional abrasives making it a cost-effective solution.



Application / Market

- Decorative Finishing
- Woodworking
- Automotive Industries

Features

- An incredibly efficient long lasting abrasive
- Open mesh design eliminates clogging
- Dust free sanding when used with extraction
- 150mm diameter



SIZE AVAILABILITY TABLE

MODEL	SIZE	GRIT	PC/PACK
GVN6/80	6in - 150 mm	80 G	50
GVN6/120	6in - 150 mm	120 G	50
GVN6/150	6in - 150 mm	150 G	50
GVN6/180	6in - 150 mm	180 G	50
GVN6/220	6in - 150 mm	220 G	50
GVN6/320	6in - 150 mm	320 G	50
GVN6/400	6in - 150 mm	400 G	50
GVN6/600	6in - 150 mm	600 G	50

Waterproof Sanding Sheets

Gazelle waterproof silicon carbide resin bonded paper, more commonly known as wet & dry sheets are used primarily in automotive body work. Finer grades can be successfully used for final preparation and between coats of varnish/paints and is pre-eminent in achieving a supreme result when polished with oil. It is often used on top of a solid flat surface to sharpen edge tools, the addition of a little water lubricates and prevents the paper from slipping.



Application / Market

- Can be used as wet or dry in metal, wood, vinyl & other hard surfaces like wall or floor
- Removing old paint
- Cutting down filler and conditioning
- Feather edging
- Cutting down plastic filler and conditioning
- Top coat & lacquer acrylic
- Cutting down wood surface
- Top coat / clear lacquer

Features

- Flexible sanding sheets, anti slip coating ensures good handling.
- High performance Silicon Carbide, closed coat waterproof sanding sheets with a resin over resin bond.
- Electronically coated paper sheets have been treated with a waterproofing agent to permit usage on wet and dry applications.
- Environmentally stable and resists wet- and humidity-caused curling.
- Each pack contains 50 Wet/Dry Sanding Sheets.



SIZE AVAILABILITY TABLE

MODEL	SIZE	GRIT	PC/PACK
GWP60	8 x 11 in	60 G	50
GWP80	8 x 11 in	80 G	50
GWP100	8 x 11 in	100 G	50
GWP120	8 x 11 in	120 G	50
GWP150	8 x 11 in	150 G	50
GWP180	8 x 11 in	1800 G	50
GWP220	8 x 11 in	220 G	50
GWP320	8 x 11 in	320 G	50
GWP400	8 x 11 in	400 G	50
GWP600	8 x 11 in	600 G	50
GWP800	8 x 11 in	800 G	50
GWP1000	8 x 11 in	1000 G	50
GWP1200	8 x 11 in	1200 G	50
GWP1500	8 x 11 in	1500 G	50
GWP2000	8 x 11 in	2000 G	50

No Fill Dry Sanding Sheets

Gazelle Dry Paper is a white colored, semi open stearate coated resin bonded product with C-WT backing. It gives superior surface finishing on flat surfaces. The sheets are used for refinishing, preparation and de-nibbing. Suitable for all woods, fillers and particularly suitable for processing finish coatings.



Application / Market

- Used dry in wood, vinyl & other hard surfaces like wall or floor
- Refinishing paint coated surface
- Cutting down filler and conditioning
- Feather edging
- Cutting down plastic filler and G. conditioning
- Top coat & lacquer acrylic
- Cutting down wood surface
- Top coat / clear lacquer



SIZE AVAILABILITY TABLE			
MODEL	SIZE	GRIT	PC/PACK
GDP80	8 x 11 in	80 G	50
GDP100	8 x 11 in	100 G	50
GDP120	8 x 11 in	120 G	50
GDP150	8 x 11 in	150 G	50
GDP220	8 x 11 in	220 G	50
GDP320	8 x 11 in	320 G	50
GDP400	8 x 11 in	400 G	50
GDP600	8 x 11 in	600 G	50

Cloth Rolls

Gazelle cloth rolls are for general purpose metalworking applications. The Flexible J-WT Cloth backing and P-graded premium ALO grain insures longer life and better stock removal. Gazelle Cloth Rolls are designed for fast and easy sanding of various surfaces, and can be torn to exact lengths as needed. Handy rolls are packaged in a protective, convenient dispenser which eliminates costly waste and permits neat, easy storage.



Application / Market

- Light Deburring
- Removing rust & scale
- Sanding & Polishing
- Bare wood sanding

Features

- High flexibility
- High stock removal due to aggressive coated abrasive.
- Flaps wear off uniformly and without residue on the work piece surface, exposing fresh, sharp abrasive grain at all times.
- Due to the special cast core construction, the face of the tool can be worked very close to edges and corners



ABRASIVE CLOTH ROLLS			
MODEL	SPECS	GRIT	LENGTH
GSCR1/60	1 in - 25 mm	60 G	50 MTR
GSCR1/80	1 in - 25 mm	80 G	50 MTR
GSCR1/100	1 in - 25 mm	100 G	50 MTR
GSCR1/120	1 in - 25 mm	120 G	50 MTR
GSCR1/150	1 in - 25 mm	150 G	50 MTR
GSCR1/220	1 in - 25 mm	220 G	50 MTR
GSCR1/320	1 in - 25 mm	320 G	50 MTR
GSCR2/60	2 in - 50 mm	60 G	50 MTR
GSCR2/80	2 in - 50 mm	80 G	50 MTR
GSCR2/100	2 in - 50 mm	100 G	50 MTR
GSCR2/120	2 in - 50 mm	120 G	50 MTR
GSCR2/150	2 in - 50 mm	150 G	50 MTR
GSCR2/180	2 in - 50 mm	180 G	50 MTR
GSCR2/220	2 in - 50 mm	220 G	50 MTR
GSCR2/320	2 in - 50 mm	320 G	50 MTR
GSCR3/60	3 in - 75 mm	60 G	50 MTR
GSCR3/80	3 in - 75 mm	80 G	50 MTR
GSCR3/100	3 in - 75 mm	100 G	50 MTR

ABRASIVE CLOTH ROLLS			
MODEL	SPECS	GRIT	LENGTH
GSCR3/120	3 in - 75 mm	120 G	50 MTR
GSCR3/150	3 in - 75 mm	150 G	50 MTR
GSCR3/180	3 in - 75 mm	180G	50 MTR
GSCR3/220	3 in - 75 mm	220G	50 MTR
GSCR3/320	3 in - 75 mm	320G	50 MTR
GSCR4.5/60	4.5 in - 115 mm	60 G	50 MTR
GSCR4.5/80	4.5 in - 115 mm	80 G	50 MTR
GSCR4.5/100	4.5 in - 115 mm	100 G	50 MTR
GSCR4.5/120	4.5 in - 115 mm	120 G	50 MTR
GSCR4.5/150	4.5 in - 115 mm	150 G	50 MTR
GSCR4.5/180	4.5 in - 115 mm	180 G	50 MTR
GSCR4.5/220	4.5 in - 115 mm	220 G	50 MTR
GSCR4.5/320	4.5 in - 115 mm	320 G	50 MTR
GSCR6/60	6 in - 150 mm	60 G	50 MTR
GSCR6/80	6 in - 150 mm	80 G	50 MTR
GSCR6/100	6 in - 150 mm	100 G	50 MTR
GSCR6/120	6 in - 150 mm	120 G	50 MTR
GSCR6/150	6 in - 150 mm	150 G	50 MTR

Bonded Abrasives

Gazelle Mounted Points are manufactured by premium Aluminum oxide grains when initial price is the main consideration for blending contours, debarring molded parts, ID grinding, offhand bench grinding, and tool and die applications. These vitrified bond A & 38A abrasive mounted points are representing value for the user who wants superior quality products with consistent performance at a low initial price.



Features

- Pink ALO abrasive is cool cutting, less burn
- Diverse shapes and sizes
- Ideal when initial price is the main consideration
- Great choice for small job shops
- Standard shank dia is 6mm

BONDED ABRASIVES		
MODEL	MM	COLOR
A11- 35A-C	A11/ 21 X 45MM	ALO PINK
A3/PM	A3 x 6mm	ALO PINK
A5/2028	A5/20 X 28MM	ALO BROWN


Marble / Granite Blades

The Gazelle product line contains a wide range of diamond blades suitable for many different applications, in sizes ranging from 100mm to 230mm diameter, for use with portable angle grinders and small tile saws. When choosing a diamond blade it is important to carefully consider the material which needs to be cut. Using the blade for its specific purpose prolongs the life and cutting speed.



MODEL	SPECIFICATIONS
GMG100	100MM / 4 in
GMG115	115MM / 4.5 in
GMG180	180MM / 7 in

Concrete Blades



Features

- Segments are laser welded for enhanced performance
- For cutting all types of marble & hard granites
- Withstands high temperature
- For dry or wet cutting operations
- Can be used in angle grinders, circular saws, tables saws, bridge saws and tile saws.

MODEL	SPECIFICATIONS
GGP100	100MM / 4 in
GGP115	115MM / 4.5 in
GP180	180MM / 7 in
GXP230	230MM / 9 in

Tile Blades

These diamond blades have been specifically designed for cutting ceramic and stone tiles. When working with these materials the quality of cut is extremely important and a continuous rim diamond blade is most effective. The continuous rim is designed to achieve a smooth and fine edge.



Features

- Designed for cutting ceramic and stone tiles
- Continuous rim gives a good quality cut
- Continuous rim blades can be used wet or dry, but using wet is advised to achieve the ultimate cut.

MODEL	SPECIFICATIONS
GRT100	100MM / 4 in
GRT115	115MM / 4.5 in
GRT180	180MM / 7 in
GRT230	230MM / 9 in
GRT350	350MM / 14 in

Ultra Thin Tile Cutting Blades



Features

- Designed for cutting through brittle natural stones like medium to soft marble and onyx.
- Thinner blades resulting in faster, safer, and chip-free cutting of fragile materials.

MODEL	SPECIFICATIONS
GXT100	100MM / 4 in
GXT115	115MM / 4.5 in

Bench Grinding Wheels

Bonded abrasives contain abrasive grains held together in a matrix of glass, resin, rubber, or other binders. They are used to remove surface materials such as metal, ceramics, glass, plastics, and paint. Bonded abrasives are used in both grinding wheels and abrasive stones or sticks.



Features

- Bonded abrasives contain abrasive grains held together in a matrix of glass, resin, rubber, or other binders.
- They are used to remove surface materials such as metal, ceramics, glass, plastics, and paint. Bonded abrasives are used in both grinding wheels and abrasive stones or sticks.

ALUMINUM OXIDE	
MODEL	SPECS
GAZ-15020-46B	150 x 20 x 46G
GAZ-15020-60B	150 x 20 x 60G
GAZ-15020-80B	150 x 20 x 80G
GAZ-15020-100B	150 x 20 x 100G
GAZ-15025-46B	150 x 25 x 46G
GAZ-15025-60B	150 x 25 x 60G
GAZ-15025-80B	150 x 25 x 80G
GAZ-20020-36B	200 x 20 x 36G
GAZ-20020-46B	200 x 20 x 46G

SILICON CARBIDE	
MODEL	SPECS
GAZ-15020-80G	150 x 20 x 80G
GAZ-15025-80G	150 x 25 x 80G

ALUMINUM OXIDE & SILICON CARBIDE	
MODEL	SPECS
A16S3BL4	300 x 40 x 38

Electroplated Blade

Specially designed for the quickest cutting of various marble tiles, ceramic tiles and GRP.



SILICON CARBIDE	
MODEL	SPECS
ELP100	100mm - 4in
ELP180	180mm - 7in

Core Bits

Gazelle diamond core drill bits are designed to meet the demands of more and more core drilling applications right on the job sites. These core bits are used for high speed drilling and in a wide range of building materials. Using water to cool down the bit is highly recommend to ensure maximum life.



Features

- For fast drilling of holes in concrete, asphalt, hard brick and block.
- The high diamond concentration ensures excellent footage and cutting speed.
- Laser welded segments provide strength and durability

MODEL	SIZE
DCS-14	14 x 450mm
DCS-16	16 x 450 mm
DCS-20	20 x 450 mm
DCS-22	22 x 450 mm
DCS-25	25 x 450 mm
DCS-32	32 x 450 mm
DCS-40	40 x 450 mm
DCS-52	52 x 450 mm
DCS-62	62 x 450 mm
DCS-77	77 x 450 mm
DCS-102	102 x 450 mm
DCS-127	127 x 450 mm
DCS-152	152 x 450 mm
DCS-200	200 x 450 mm
DCS-250	250 x 450 mm
DCS-ADAP	Adaptor 1-1/4 & 1/2 to Hilti

Sharpening Stones

Combined dressing stone, coarse in one side, fine on the other. Scissors or scythe , these stones have the right grain for every type of metal. Very fine stone for delicate operation. Ideal for working on the sharp edges of stove and floor tiles..



Application / Market

- Sharpening of carpentry tools , knives , scissors , etc.
- Mould and die polishing
- Debarring
- Offhand dressing of grinding wheels
- Core files used for easy cleaning of rough castings
- Gera debarring
- Edge honing of cutting tools

SHARPENING STONE			
MODEL	SPECS	GRIT	LENGTH
GCSTN6	37 C	150 X 50 X 25	6" X 2" X 1"
GCSTN8	37 C	200 X 50 X 25	8" X 2" X 1"

Grinding Cups for Stone

For grinding the surfaces of natural and synthetic stone with a high removal rate. Available in a very fine medium coarse. The high removal rate of these conical abrasives makes them the ideal solution of coarse grinding work .



Application / Market

- Cleaning of shutter boards.
- Grinding away of concrete ridges after the removal of the form work

GRINDING CUPS FOR STONE					
MODEL	DIAMETER	THICKNESS	BORE	GRIT	RPM
GCP40G	110/90	50	22	40	8331
GCP80G	110/90	50	22	80	8331

Guardian Ladders

G1000 Series



Telescopic feature enhances stability of ladder when used on steps and stairways



Compact dimensions when folded up for easy transport and storage.

Double guard rail with a locking gate

Extended guard rail for organizing tools and accessories

Large work platform

Easy height adjustment rung by rung

Fitted with two castors for easy movement

Swung-out stabilizers for maximum stability

Model G1015

150Kgs
Load Capacity

ALUMINIUM

EN131

Conformance to Applicable Standards

MODEL	LADDER HEIGHT		WORKING HEIGHT		PLATFORM HEIGHT		PLATFORM SIZE	WEIGHT	LOAD CAPACITY
	FEET	METER	FEET	METER	FEET	METER			
G1012	8.2 - 10.2	2.5 - 3.1	11.0 - 13.0	3.4 - 3.9	5.0 - 6.8	1.5 - 2.1	0.61m x 0.45m	32.7 Kgs	150 Kgs
G1015	9.2 - 11.8	2.8 - 3.6	12.0 - 14.0	3.6 - 4.3	5.0 - 8.2	1.8 - 2.5	0.61m x 0.45m	37.2 Kgs	150 Kgs

Platform Ladders

G3800 Series



360° waist high guard-rail to work securely facing any direction



Anti-slip 580 x 400 mm platform with an integrated toe board



Compact dimensions when folded

Foldable locking gate to secure user

Twin handrails for safety when climbing the ladder

Non-Conductive fiberglass rails

Large slip resistant steps

Heavy duty external spreaders

Independent fold-away stabilizers for extra stability when required

Two wheels fitted for easy transport

Slip resistant foot pads

Model G3806

150Kgs
Load Capacity

FIBERGLASS

EN131

Conformance to Applicable Standards

MODEL	LADDER HEIGHT		WORKING HEIGHT		PLATFORM HEIGHT		PLATFORM SIZE	APPROX SPREAD	WEIGHT	LOAD CAPACITY
	FEET	METER	FEET	METER	FEET	METER				
G3804	7.0	2.2	11.0	3.2	4.0	1.2	0.58 m x 0.4 m	1.4m	18.6 Kgs	150 Kgs
G3805	8.0	2.4	11.0	3.4	5.0	1.4	0.58 m x 0.4 m	1.6m	19.1 Kgs	150 Kgs
G3806	9.0	2.7	12.0	3.7	6.0	1.7	0.58 m x 0.4 m	1.7m	23.0 Kgs	150 Kgs
G3809	12.0	3.5	15.0	4.5	8.0	2.5	0.58 m x 0.4 m	2.3m	25.0 Kgs	150 Kgs



Scan for video

Platform Ladders

G5800 Series



360° waist high guard-rail to work securely facing any direction



Anti-slip 570 x 400 mm platform with an integrated toe board



Compact dimensions when folded

Foldable locking gate to secure user

Twin handrails for safety when climbing the ladder

Large slip resistant steps

Heavy Duty external spreaders

Independent fold-away stabilizers for extra stability when required

Two wheels fitted for easy transport

Slip resistant foot pads

Model G5806

EN131

Conformance to Applicable Standards

150Kgs
Load Capacity

ALUMINIUM

MODEL	LADDER HEIGHT		WORKING HEIGHT		PLATFORM HEIGHT		PLATFORM SIZE	APPROX SPREAD	WEIGHT	LOAD CAPACITY
	FEET	METER	FEET	METER	FEET	METER				
G5804	7.0	2.2	11.0	3.2	4.0	1.2	0.58m x 0.4m	1.4m	16.6 Kgs	150 Kgs
G5805	8.0	2.4	11.0	3.3	5.0	1.4	0.58m x 0.4m	1.6m	18.0 Kgs	150 Kgs
G5806	9.0	2.7	12.0	3.6	6.0	1.7	0.58m x 0.4m	1.8m	22.0 Kgs	150 Kgs
G5808	11.0	3.3	14.0	4.3	8.0	2.3	0.58m x 0.4m	2.2m	23.6 Kgs	150 Kgs

Step Ladders

G3000 Series



Multi-functional top to keep tools organized & safe



Wide slip resistant steps for increased stability



Slip-resistant foot pad for maximum grip on any surface

Non-Conductive fiberglass rails

Solid double riveted construction

Steel bracing provides enhanced strength and increased protection against damage to the rail.

GAZELLE

Shoulder bolt and lock nut on top hinge

Aluminium rivets attach top to each front rail

Heavy duty external spreaders

Full set of rear horizontals spaced one per foot

Model G3006

Riveted aluminium rail end shield and foot

OSHA

Conformance to Applicable Standards

ANSI

Conformance to Applicable Standards

150Kgs
Load Capacity

FIBERGLASS

MODEL	LADDER HEIGHT		WORKING HEIGHT		MAX STANDING HEIGHT		APPROX SPREAD	WEIGHT	LOAD CAPACITY
	FEET	METER	FEET	METER	FEET	METER			
G3003	3.0	0.9	7.0	2.1	1 ft 10"	0.5	24"	5.9 Kgs	150 Kgs
G3004	4.0	1.2	8.0	2.4	2.0	0.6	30"	6.9 Kgs	150 Kgs
G3006	6.0	1.8	10.0	3.0	4.0	1.2	43"	9.2 Kgs	150 Kgs
G3008	8.0	2.4	12.0	3.6	6.0	1.8	56"	12.2 Kgs	150 Kgs
G3010	10.0	3.0	14.0	4.2	8.0	2.4	66"	15.3 Kgs	150 Kgs
G3012	12.0	3.6	16.0	4.9	10.0	3.0	81"	18.6 Kgs	150 Kgs

Step Ladders

G5000 Series



Multi-functional top to keep tools organized & safe



Wide slip resistant steps for increased stability



Slip-resistant foot pad for maximum grip on any surface



113 Kgs
Load Capacity

ALUMINIUM

MODEL	LADDER HEIGHT		WORKING HEIGHT		MAX STANDING HEIGHT		APPROX SPREAD	WEIGHT	LOAD CAPACITY
	FEET	METER	FEET	METER	FEET	METER			
G5003	3.0	0.9	7.0	2.1	2.0	0.6	24"	4 Kgs	113 Kgs
G5005	5.0	1.5	9.0	2.7	3.0	0.9	36"	6 Kgs	113 Kgs
G5006	6.0	1.8	10.0	3.0	4.0	1.2	43"	7 Kgs	113 Kgs
G5007	7.0	2.1	11.0	3.4	5.0	1.5	49"	8.3 Kgs	113 Kgs
G5008	8.0	2.4	12.0	3.6	6.0	1.8	56"	9.5 Kgs	113 Kgs
G5010	10.0	3.0	14.0	4.3	8.0	2.4	66"	13 Kgs	113 Kgs
G5012	12.0	3.6	15.0	4.6	9.0	2.7	81"	16.6 Kgs	113 Kgs

Step Ladders

G5100 Series



Dual purpose function



Wide slip resistant steps for increased stability



Slip-resistant foot pad for maximum grip on any surface

Robust aluminium rails

Rail shape improves ergonomics and comfort for user while climbing

Secure locking system for extension

Heavy duty external spreaders with locking mechanism

Full set of rear horizontals spaced one per foot

Model G5106

Riveted aluminium rail end shield and foot

EN131

Conformance to Applicable Standards

150 Kgs
Load Capacity

ALUMINIUM

MODEL	LADDER HEIGHT		WORKING HEIGHT		MAX STANDING HEIGHT		APPROX SPREAD	WEIGHT	LOAD CAPACITY
	FEET	METER	FEET	METER	FEET	METER			
G5106	6.0	1.8	10.0	3.0	4.0	1.2	1.0 m	7.4 Kgs	150 Kgs
G5107	7.0	2.1	11.0	3.4	5.0	1.5	1.2 m	8.6 Kgs	150 Kgs
G5108	8.0	2.4	12.0	3.6	6.0	1.8	1.3 m	10.0 Kgs	150 Kgs
G5110	10.0	3.0	14.0	4.3	8.0	2.4	1.7 m	12.7 Kgs	150 Kgs
G5112	12.0	3.6	15.0	4.5	9.0	2.7	1.8 m	16.2 Kgs	150 Kgs

Extension Ladders

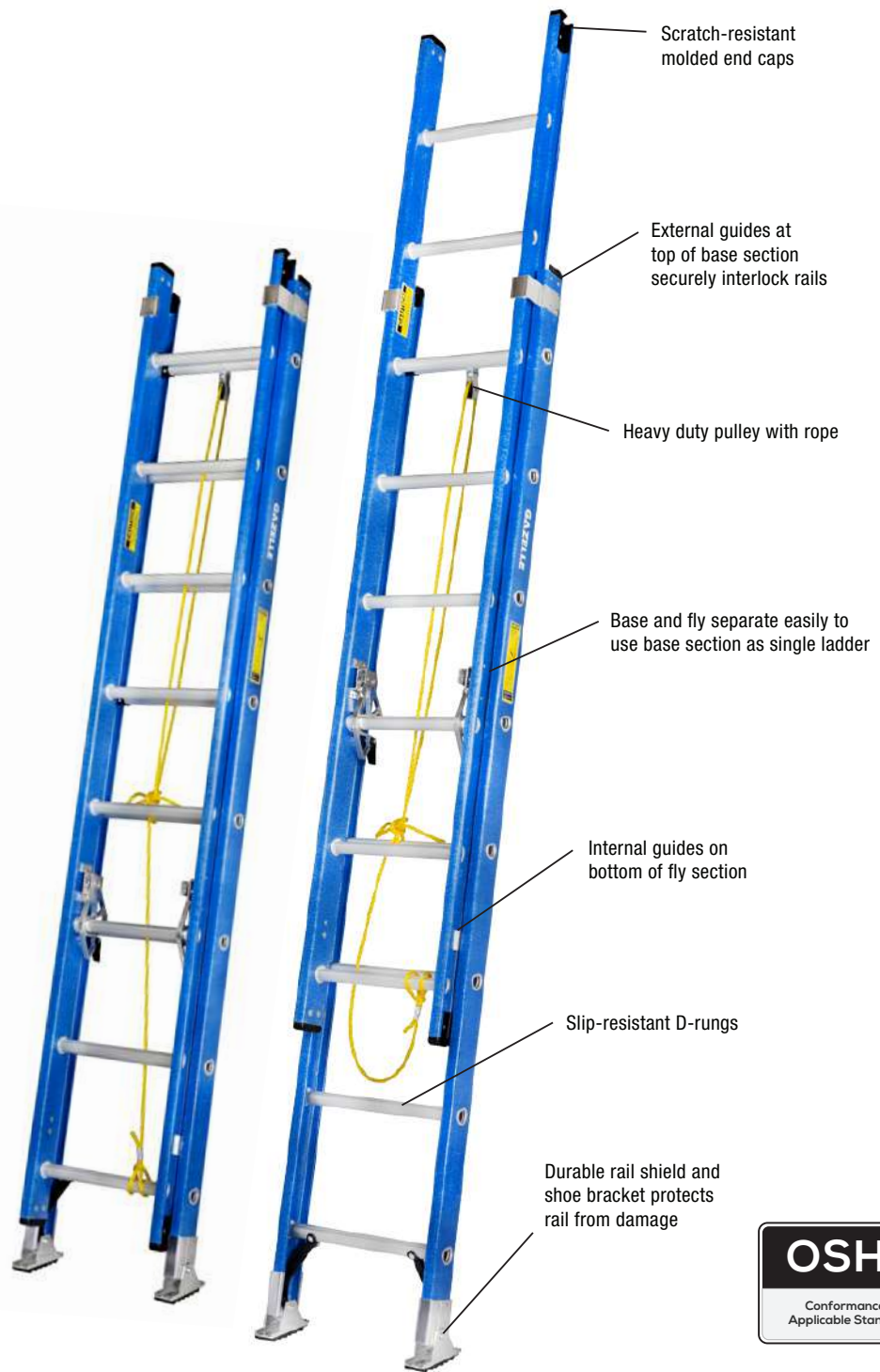
G3500 Series



Heavy Duty extruded rung locks are spring loaded to operate smoothly



Robust, self-aligning, free-swinging shoe with slip-resistant rubber pads



Model G3516



150Kgs
Load Capacity

FIBERGLASS

MODEL	LADDER HEIGHT		WORKING HEIGHT		MAX. WORKING LENGTH		CLOSED LENGTH	SECTIONS	WEIGHT	LOAD CAPACITY
	FEET	METER	FEET	METER	FEET	METER	FEET			
G3516	16.0	4.8	15.0	4.6	13.0	4.0	8.0	Double Sections	14.1 Kgs	150 Kgs
G3524	24.0	7.3	23.0	7.0	21.0	6.4	12.0	Double Sections	18.1 Kgs	150 Kgs
G3528	28.0	8.5	27.0	8.2	25.0	7.6	14.0	Double Sections	20.9 Kgs	150 Kgs

Straight Ladders

G5200 Series




Colored marking on top rungs encourages safe ladder use



Square rungs for better footing and comfort



Slip resistant rubber foot pads for improved surface grip



Model G5210

150Kgs
Load Capacity

ALUMINIUM

EN131

Conformance to
Applicable Standards

MODEL	LADDER HEIGHT		WORKING HEIGHT		Bottom Width	WEIGHT	LOAD CAPACITY
	FEET	METER	FEET	METER			
G5210	10.0	3.0	13.0	3.9	16"	4.8 Kgs	150 Kgs
G5213	13.0	4.0	16.0	4.9	16"	6.3 Kgs	150 Kgs
G5215	15.0	4.5	18.0	5.5	16"	7.3 Kgs	150 Kgs
G5216	16.0	4.9	19.0	5.8	16"	8.9 Kgs	150 Kgs
G5220	20.0	6.0	23.0	7.0	16"	10.5 Kgs	150 Kgs

Straight Ladders

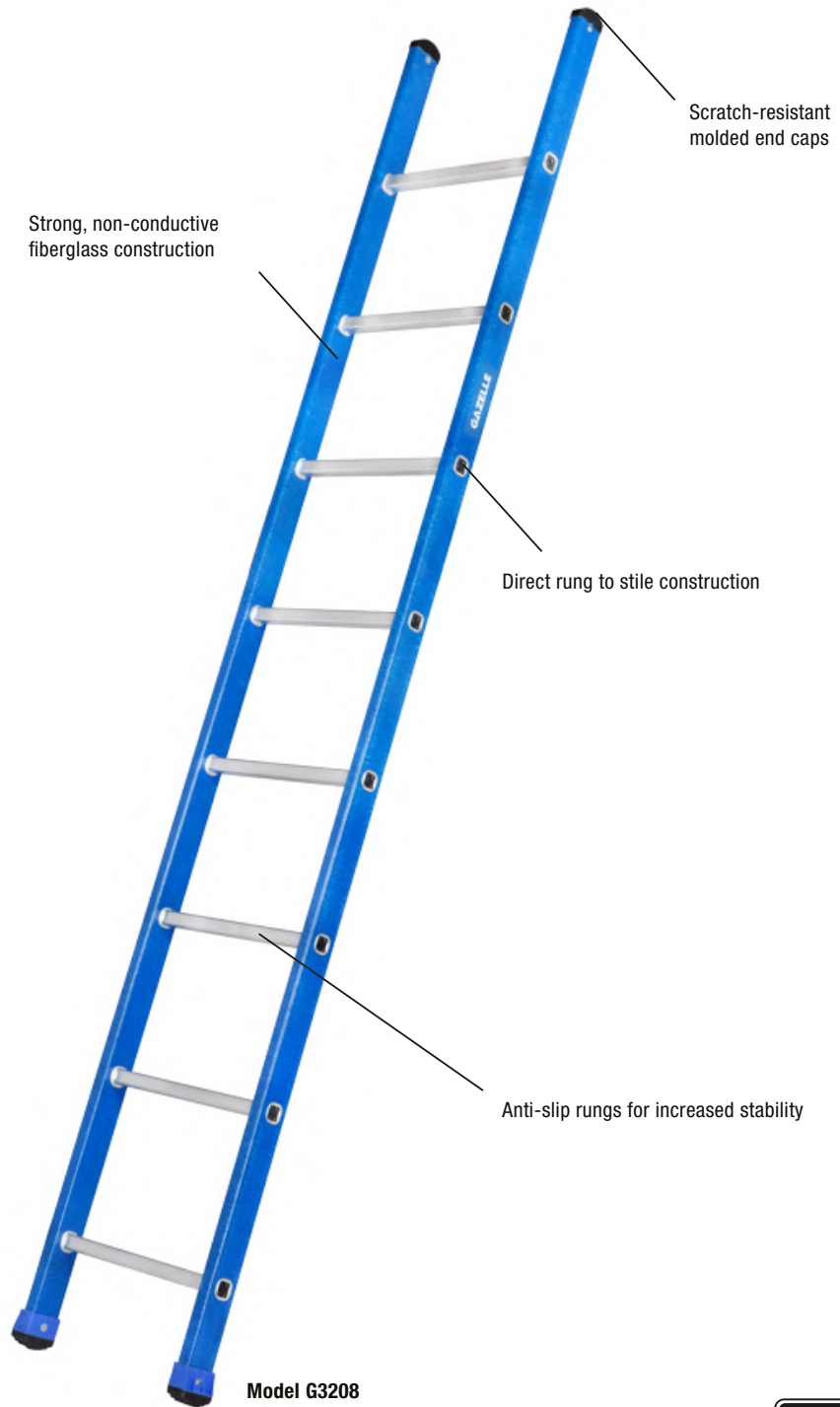
G3200 Series



Square rungs for better footing and comfort



Slip resistant foot for maximum grip on any surface



150Kgs
Load Capacity

FIBERGLASS

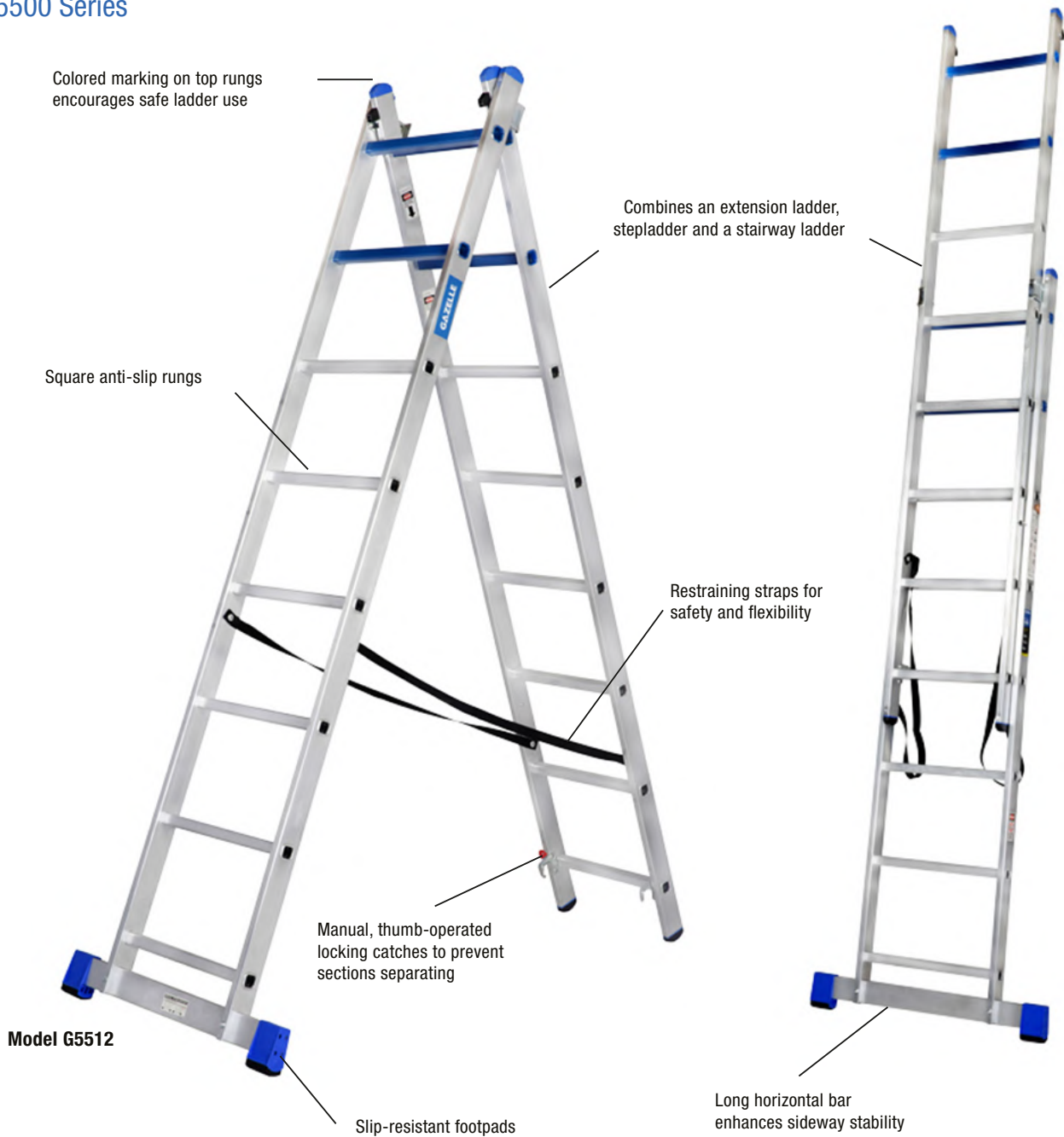
EN131

Conformance to
Applicable Standards

MODEL	LADDER HEIGHT		WORKING HEIGHT		BOTTOM WIDTH	WEIGHT	LOAD CAPACITY
	FEET	METER	FEET	METER			
G3208	8.5	2.6	11.5	3.5	16"	5.9 Kgs	150 Kgs
G3210	10.5	3.2	13.5	4.1	16"	6.5 Kgs	150 Kgs
G3212	12.5	3.8	15.5	4.7	16"	8.4 Kgs	150 Kgs

Extension Ladders

G5500 Series



150Kgs
Load Capacity

ALUMINIUM

EN131

Conformance to
Applicable Standards

MODEL	EXTENSION LADDER HEIGHT		STEPLADDER HEIGHT		CLOSED HEIGHT		APPROX SPREAD	WEIGHT	LOAD CAPACITY
	FEET	METER	FEET	METER	FEET	METER			
G5512	12.0	3.6	7.0	2.2	7.5	2.3	61"	8.1 Kgs	150 Kgs
G5515	15.0	4.5	8.6	2.6	9.3	2.8	76"	10.6 Kgs	150 Kgs

Multi Purpose Ladders

G5600 Series



Can be used as a stepladder, extension ladder or a working platform



Folds away for easy storage and transportation

Aluminum construction offers lightweight durability

Robust steel hinges

Simple 'click lock' hinge system

Slip-resistant feet for maximum grip

Long horizontal stabilizers for good side ways stability

Model G5615

150Kgs
Load Capacity

ALUMINIUM

EN131

Conformance to Applicable Standards

MODEL	STEP LADDER		STRAIGHT LADDER		WEIGHT	LOAD CAPACITY
	FEET	METER	FEET	METER		
G5611	5.3	1.6	10.8	3.3	12.1 Kgs	150 Kgs
G5615	7.5	2.3	15.3	4.7	15.6 Kgs	150 Kgs

Warehouse Ladders

G7000 Series



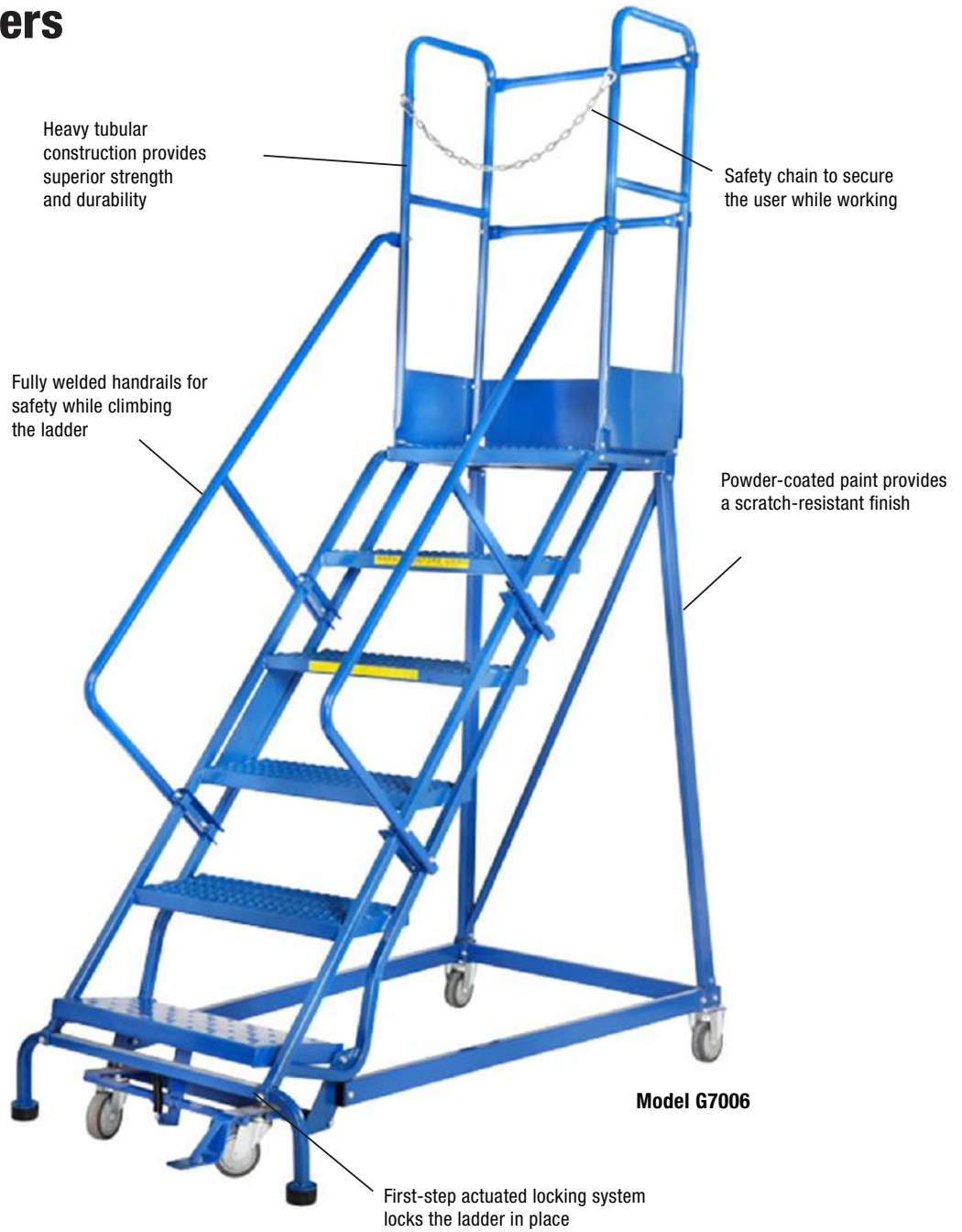
Extra large platform for secure and comfortable work area



Perforated step provides maximum slip-resistance and comfort



Tough wheels for easy movement around site



Model G7006

150Kgs
Load Capacity

STEEL

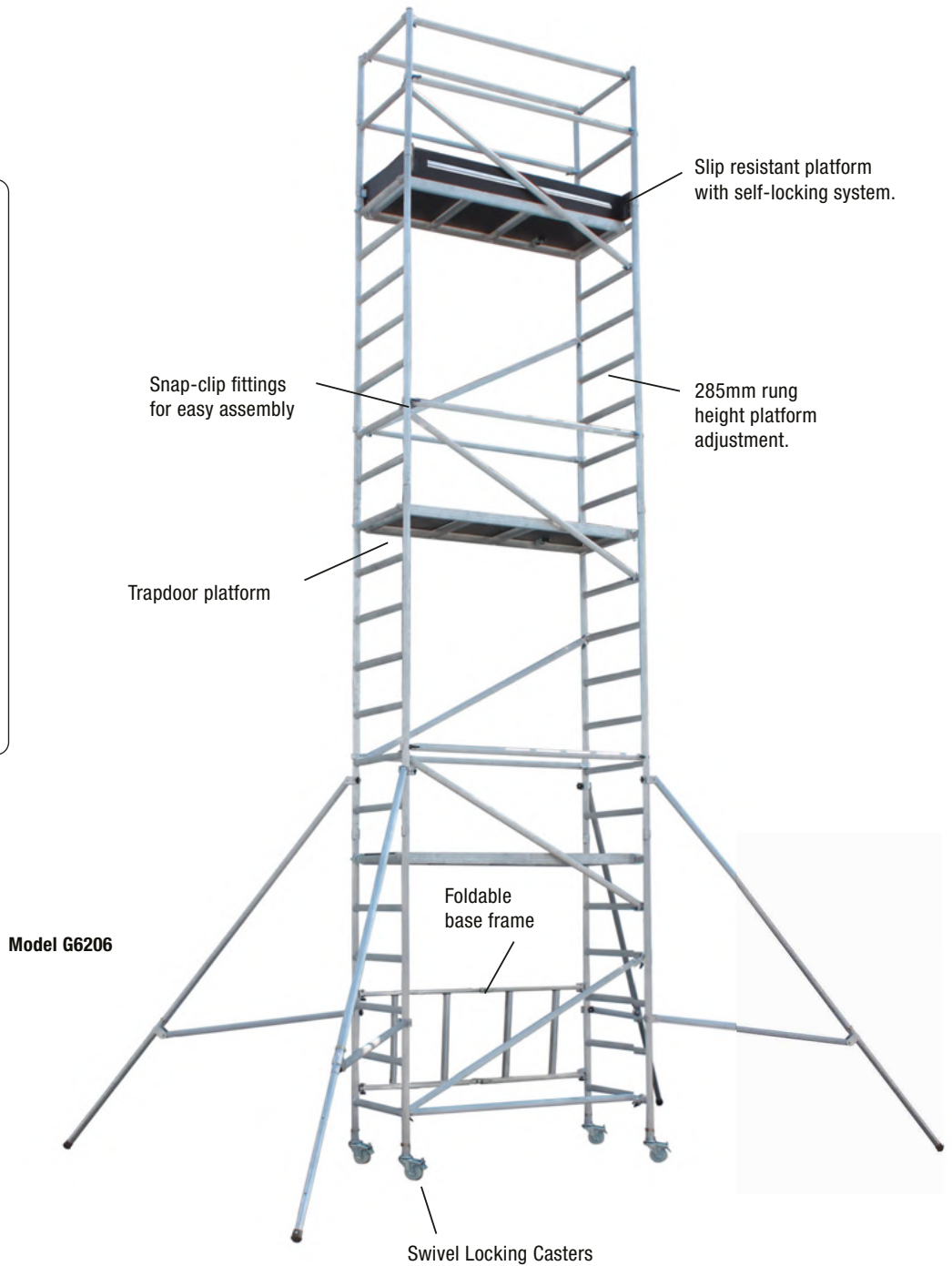
MODEL	LADDER HEIGHT		WORKING HEIGHT		PLATFORM HEIGHT		PLATFORM SIZE	BASE L X W	WEIGHT	LOAD CAPACITY
	FEET	METER	FEET	METER	FEET	METER				
G7004	7.0	2.1	9.3	2.8	3.3	1.0	0.41m x 0.61m	1.2m x 0.87m	57 Kgs	150 Kgs
G7006	9.0	2.6	11.0	3.4	5.0	1.5	0.41m x 0.61m	1.65m x 0.87m	77.1 Kgs	150 Kgs
G7008	10.0	3.1	12.7	3.9	6.7	2.0	0.41m x 0.61m	2.1m x 0.91m	97 Kgs	150 Kgs
G7012	13.0	4.2	16.0	4.9	10.0	3.1	0.41m x 0.61m	3.0m x 0.91m	140 Kgs	150 Kgs
G7014	15.0	4.7	17.7	5.4	11.7	3.6	0.41m x 0.61m	3.5m x 0.91m	160 Kgs	150 Kgs

Scaffold Towers

G6200 Series



Fits through standard doorways & down corridors. One person operation of base unit.



150Kgs/m²
Load Capacity

ALUMINIUM

EN1004
Conformance to Applicable Standards

MODEL	TOWER HEIGHT		WORKING HEIGHT		PLATFORM HEIGHT		PLATFORM SIZE	WEIGHT	LOAD CAPACITY
	FEET	METER	FEET	METER	FEET	METER			
G6202	9.0	2.7	12.5	3.8	6.0	1.8	0.72m x 1.6m	56 Kgs	150 Kgs/m ²
G6204	15.4	4.7	19.0	5.8	12.5	3.8	0.72m x 1.6m	125 Kgs	150 Kgs/m ²
G6206	22.0	6.7	25.6	7.8	19.0	5.8	0.72m x 1.6m	174.3 Kgs	150 Kgs/m ²

Hand Pallet Trucks

The Gazelle range of pallet handling trucks are fitted with high quality hydraulic systems to ensure quality, easy lift and incorporates a safe and secure lowering. Pallet trucks are ideal for lifting and moving material loads and pallets from one place to another.



Features

- Hard chrome plated piston can prevent the truck from rusting
- Overload protection - to prevent the truck from overloading & reducing the cost of maintenance
- Enclosed pump body makes no pollution and oil leakage
- Injection nozzles are touchable and easy to maintain
- Ergonomically designed handle to reduce the fatigue of operator
- Fork is constructed from tough C grade steel

MODEL	LOAD CAPACITY	MIN. FORK HEIGHT	FORK WIDTH W X L	WHEEL TYPE	WEIGHT	PLATFORM GROUND CLEARANCE	
						MIN.	MAX.
G2525	2500 kgs	85 mm	540 x 1150 mm	PU	70.0 kgs	3 cm	15 cm
G2530	3000 kgs	85 mm	540 x 1150 mm	PU	77.0 kgs	3 cm	15 cm

Scale Pallet Truck

G2532 Gazelle's Scale Pallet Truck provides users with a great option to measure the weight as it is moved from one place to the other. The weighing system is especially convenient for shipping and delivery. The pallet truck's scales have been designed for use in demanding areas such as shipping docks, warehouses, and piecework production lines.



Features

- Improves efficiency & simplifies the process of handling
- Hard chrome plated piston can prevent the truck from rusting
- Fork is constructed from tough C grade steel
- High precision - with a maximum error rate by 0.05%
- No direct contact between weighing sensors and tray, which reduces abrasion
- Filter compensate can lower the effect of vibration & improve accuracy

MODEL	LOAD CAPACITY	MIN. FORK HEIGHT	FORK WIDTH W X L	WHEEL TYPE	WEIGHT	PLATFORM GROUND CLEARANCE	
						MIN.	MAX.
G2532	2000 kgs	85 mm	540 x 1150 mm	Nylon	130.0 kgs	3 cm	15 cm

Platform Trolleys



Features

- Steel wheeled platform truck folds and opens in seconds
- Nylon Bracket and Elastic Rubber Wheel
- Tubing and platform made of tough steel for added durability
- Strong, rigid, steel handle for secure maneuvering of loads
- Compact design for easy storage

MODEL	PLATFORM SIZE	DECK HEIGHT	WHEEL	HANDLE HEIGHT	LOAD CAPACITY
G2501	720 x 490 mm	170 mm	100 mm dia	850 mm	150 kgs
G2502	900 x 600 mm	215 mm	125 mm dia	890 mm	300 kgs
G2503	1200 x 750 mm	255 mm	150 mm dia	955 mm	600 kgs

Workshop Cranes



MODEL	LOAD CAPACITY	WEIGHT
G2541	1000 kgs	81 kgs
G2542	2000 kgs	103 kgs
G2543	3000 kgs	125 kgs



Features

- Heavy duty design
- Suitable for European pallet
- Chrome plated lifting piston
- Conforms to CE safety standard

Scissor Lift Table Truck

The simplicity and compactness of the cart make it suitable for lifting and transporting loads, order-picking, die-handling and assembly operations. An ergonomic solution to lifting, positioning and transporting.



Features

- Fitted with an overload valve design to prevent from misuse of the truck & reduce the maintenance cost
- Each cylinder is equipped with an internal hydraulic velocity fuse
- The heavy duty steel construction is engineered to put up with tough environments
- Two rigid front castors and two rear swivel (with brake) are more maneuverable in tight areas
- Safety stops minimize the risk of an empty deck from lowering while performing maintenance
- Prevents worker bending and lifting, which reduces risk of injury
- Raise and lower the deck with minimum pain and strain
- Fitted with nylon wheels

MODEL	LOAD CAPACITY	PLATFORM SIZE (LxWxH)	MAX TABLE HEIGHT	MIN. TABLE HEIGHT	OVERALL SIZE	PACKAGING SIZE	SELF WEIGHT
G2534	500 kgs	85 x 50 x 5 cm	90 cm	34 cm	85 x 50 x 90 cm	95 x 66 x 54 cm	84.5 kgs

Hand Stacker



Features

- Used for loading goods onto or unloading goods from pallets & stacking goods
- Compact truck body, especially suitable for narrow aisles and small spaces
- Seal rings conforming to German standards ensure excellent performance
- Frame constructed of high-strength C type steel
- The cylinders use high precision drawn tubes which prevents the seal rings from damage and leakage
- Press resistant caster bracket protects the operator from injuries
- Foot pedal provides an additional option for convenient lifting

MODEL	G2537
LOAD CAPACITY	1500 kgs
LOAD CENTER	600 mm
MAX LIFT HEIGHT	1600 mm
MIN FORK HEIGHT	85 mm
MIN MAST HEIGHT	2030 mm
FORK LENGTH	1150 mm
FORK WIDTH	330-740 mm
OVERALL LENGTH	1670 mm
OVERALL WIDTH	834 mm
WEIGHT	345 kgs

Drum Picker



Features

- Pollution-free and motorless hydraulic material handling device
- Compact and easy to operate, these flexible units are appropriate for factories, workshops, warehouses and anyplace where there's work to be done
- Compact design, flexible operation and highly effective claw
- Easy to move with two big size rollers and one castor wheel
- Spring-loaded steel jaws securely grip the top lip of the drum
- Straddle leg makes it easy to pick up a drum from a pallet

MODEL	LIFTING CAPACITY	LIFTING HEIGHT	DRUM DIAMETER	DRUM LENGTH	WEIGHT
G2535	300 kgs	280 mm	572 mm	915 mm	40 kgs

Tiltable Drum Picker



Features

- Design based on the general stacker structure, with 3D moving function
- Easy to lift, transport and tilt
- Available to carry the drum to rack (lower than 1350 mm)
- Tilt the drum 120° for oil empty
- Compact and reliable mechanism system fo fix drum
- It can lock a drum in vertical position to avoid spills

MODEL	LIFTING CAPACITY	LIFTING HEIGHT	OVERALL LENGTH	OVERALL WIDTH	OVERALL HEIGHT	WEIGHT
G2536	350 kgs	1425 mm	1190 mm	890 mm	2020 mm	155 kgs

Single Mast Aerial Work Platform

The single mast aerial work platform is designed to be light weight, can be easily moved around site and the dimensions after being retracted give the flexibility to enter common standard gateways and elevators of buildings.



Features

- Rigid aluminium alloy profile
- Suitable for operation by a single worker
- Fitted with Italian hydraulic systems
- Equipped with anti-explosion valve for lube
- Easily rolls through a narrow space
- Auxiliary platform lowering
- Overload protection
- Emergency stop button
- Expandable legs for better stability
- DC working power on the platform

MODEL	G2510
LOAD CAPACITY	125 kgs
MAX PLATFORM HEIGHT	10 m
WORKING HEIGHT	11.7 m
PLATFORM SIZE	0.6 x 0.55 m
SUPPORT LEG EXPAND	1.93 x 1.77
GROUND CLEARANCE	80 mm
OVERALL SIZE (LxWxH)	1.5 x 0.8 x 1.95 m
POWER VOLTAGE (AC)	220 V
POWER VOLTAGE (DC)	24 V
WEIGHT	400 kgs

Double Mast Aerial Work Platform

The double mast aerial work platform is engineered to take more load and allow users to safely work at greater heights compared to the single mast platforms. These aerial platforms are stronger and offer better stability. The dimensions after being retracted give the flexibility to enter common standard gateways.



Features

- Rigid aluminium alloy profile
- Suitable for operation by a single worker
- Fitted with Italian hydraulic systems
- Equipped with anti-explosion valve for lube
- DC working power on the platform
- Expandable legs for better stability
- Easily rolls through a narrow space
- Auxiliary platform lowering
- Emergency stop button
- Overload protection

MODEL	G2512
LOAD CAPACITY	200 kgs
MAX PLATFORM HEIGHT	12 m
MAX WORKING HEIGHT	13.7 m
PLATFORM SIZE	1.4 x 0.88 m
SUPPORT LEG EXPAND	2.45 x 2.4 m
GROUND CLEARANCE	80 mm
OVERALL SIZE (LxWxH)	1.75 x 0.8 x 2 m
POWER VOLTAGE (AC)	220 V
POWER VOLTAGE (DC)	24 V
WEIGHT	780 kgs

Self Propelled Scissor Lift Platform

The Gazelle G2515 Self Propelled Scissor lift is designed to reach greater heights while keeping in mind user flexibility, convenience, and safety. The G2515 can travel quickly and slowly under different working conditions. One person can operate the machine continuously to complete lifting, advancing, retreating, steering, etc. while working at height. Compared with the traditional hydraulic platform, the work efficiency is greatly improved, and the number of operators and labor intensity are reduced. It is especially suitable for a wide range of high-altitude continuous operations such as airport terminals, stations, terminals, shopping malls, stadiums, residential properties, factories and mines.



Features

- 2-wheel hydraulic motor drive
- 2-wheel steering
- High/low travel speed
- Extension deck
- Foldable guardrails
- Tilt sensor and alarm
- Descend alarm
- Safety overhaul support
- Timer
- Intelligent charger
- Pothole protection device
- Emergency descend device
- Emergency release brake
- Anti-collision protection of platform

MODEL	G2515
MAX PLATFORM HEIGHT	11.95 m
MAX WORKING HEIGHT	13.95 m
LOAD CAPACITY	320 kg
EXTEND PLATFORM CAPACITY	100 kg
PLATFORM SIZE	2.32 x 1.13 m
OVERALL SIZE (LxWxH)	2.5 x 1.2 x 2.6 m
EXTEND PLATFORM LENGTH	900 mm
GRADE ABILITY	0.25
LIFT MOTOR	24 V / 4.5 KW
DRIVE SPEED (STOWED)	4 km/h
DRIVE SPEED (RAISED)	0.8 km/h
BATTERY	4x12 V / 300 Ah
WEIGHT	3090 kgs

Portable Work Platform

The G4002 portable work platform is a strong and steady non-slip platform that can be used for many jobs such as painting, dryway, ceiling work, and others where a stable height aid is required. It is simple to use and easy to transport with compact folded dimensions for easy storage.



Features

- Extra deep square slip-resistant platform
- Splayed base for extra stability
- Compact folded dimensions for easy storage
- Lightweight and easy to transport
- Simple and safe to use with locking hinges for safety

MODEL	G4002
PLATFORM DIMENSIONS W x L	61 cm x 59 cm
APPROX. PRODUCT WEIGHT	6.9 kg
FOLDED DIMENSIONS	70 cm x 62 cm x 17 cm
MAX. LOAD	150 kg
MATERIAL	Aluminum
PLATFORM HEIGHT	47 cm

INNOVATION
PERFORMANCE
SAFETY
CONFIDENCE
GAZELLE

GAZELLE®

sales@gazelleindustrial.com | www.gazelleindustrial.com